

# **Annual Accounts 2023-24**



**INDIAN INSTITUTE OF TECHNOLOGY MADRAS  
CHENNAI - 600 036**

## MEMBERS OF BOARD OF GOVERNORS

<b>Dr. Pawan Goenka - Chairman</b> Chairman, Indian National Space Promotion Authorization Centre (In-SPACE), Independent Director, Sun Pharma & Bosch India	<b>Prof. V. Kamakoti</b> Director Indian Institute of Technology Madras, Chennai - 600 036.
<b>COUNCIL NOMINEES</b>	
<b>Prof. B. Mahadevan</b> Professor, Operations Management Indian Institute of Management Bangalore, Bannerghatta Road, Bangalore – 560 076.	<b>Prof. Shireesh B Kedara</b> Department of Energy Science and Engineering Indian Institute of Technology Bombay, Mumbai - 400 076.
<b>Smt. Saumya Gupta, IAS (Ex- Officio)</b> Joint Secretary (TE), Ministry of Education, Dept. of Higher Education, Government of India, Shastri Bhawan, New Delhi.	<b>Dr. S. Kishore Kumar</b> DRDO Fellow Gas Turbine Research Establishment CV Raman Nagar, Bangalore – 560093.
<b>SENATE NOMINEES</b>	
<b>Prof. K. Sethupathi</b> Department of Physics, Indian Institute of Technology Madras, Chennai - 600 036.	<b>Prof. Nandita Das Gupta</b> Department of Electrical Engineering, Indian Institute of Technology Madras, Chennai - 600 036.
<b>STATE GOVERNMENT NOMINEES</b>	
<b>Prof. S. Mohan</b> Vice Chancellor, Puducherry Technological University, Pillaichavady, Puducherry.	<b>Thiru. V. Arun Roy I.A.S</b> Additional Chief Secretary to Government, Industries Department, Secretariat, Government of Tamil Nadu, Chennai.
<b>Dr. Utpal Sharma,</b> Principal (BRAIT) Cum Special Secretray (IT) Dr. B.R. Ambedkar Institute Technology Campus, Pahargraon, Port Blair -744 104.	
<b>SECRETARY</b> <b>Dr Jane Prasad, IP &amp; TAFS</b> Registrar Indian Institute of Technology Madras, Chennai – 600 036.	<b>INVITEES</b> <b>Prof. R.G. Robinson</b> Dean (Administration), IIT Madras  <b>Prof. K. Murali</b> Dean (Faculty), IIT Madras

## MEMBERS OF THE FINANCE COMMITTEE

<b>Dr. Pawan Goenka - Chairman</b> Chairman, Indian National Space Promotion Authorization Centre (In-SPACe), Independent Director, Sun Pharma & Bosch	<b>Chairman</b>
<b>Prof. V. Kamakoti</b> Director Indian Institute of Technology Madras, Chennai - 600 036.	<b>Member</b>
<b>Prof. K. Sethupathi</b> Department of Physics, Indian Institute of Technology Madras. Chennai - 600 036.	<b>Member</b>
<b>Shri. Mukesh Kumar</b> Director (Finance) Integrated Finance Division, Dept. of Higher Education, Ministry of Human Resource Development, Government of India, Shastri Bhavan, New Delhi-110 115.	<b>Member</b>
<b>Smt. Saumya Gupta, IAS (Ex- Officio)</b> Joint Secretary (TE), Ministry of Education, Dept. of Higher Education, Government of India, Shastri Bhawan, New Delhi.	<b>Member</b>
<b>Thiru. V. Arun Roy I.A.S</b> Additional Chief Secretary to Government, Industries Department, Secretariat, Government of Tamil Nadu, Chennai.	<b>Member</b>
<b>Prof. R. Sarathi</b> Dean (Planning), Indian Institute of Technology Madras.	<b>Invitee</b>
<b>Prof. R.G. Robinson</b> Dean (Administration), Indian Institute of Technology Madras.	<b>Invitee</b>
<b>Dr Jane Prasad, IP &amp; TAFS</b> Registrar Indian Institute of Technology Madras, Chennai-600 036.	<b>Secretary</b>

# **Audit Certificate 2023-24**



**INDIAN INSTITUTE OF TECHNOLOGY MADRAS  
CHENNAI - 600 036**





महानिदेशक लेखापरीक्षा (केंद्रीय) चेन्नै का कार्यालय  
लेखापरीक्षा भवन, 361, अण्णा सालै, तेनामपेट, चेन्नै - 600 018.

**OFFICE OF THE DIRECTOR GENERAL OF AUDIT (CENTRAL)**

Chennai

"LEKHA PARIKSHA BHAVAN", 361, Anna Salai, Teynampet, Chennai - 600 018.

No. DGA(C)/CE/I/28-62/2024-25/64

Dt. 21.11.2024

To

**The Secretary to Government of India**

Ministry of Education

Department of Higher Education

Shastri Bhavan

New Delhi - 110 001

Sir,

Sub: Separate Audit Report on the accounts of Indian Institute of Technology,  
Madras for the year 2023-24 - Reg.

I forward herewith the Separate Audit Report on the accounts of Indian Institute of Technology, Madras for the year 2023-24 along with the statement of accounts. Dates of presentation of the accounts with Separate Audit Report to Parliament may kindly be intimated to this office.

Receipt of this letter with enclosures may kindly be acknowledged.

Encl: As above

Yours faithfully,

— Sd —

**Director/CE**

Endt. No. DGA(C)/CE/I/28-62/2024-25 / 65

Dt. 21.11.2024

Copy together with a copy of the Separate Audit Report forwarded to the Director, Indian Institute of Technology, Madras. He is requested to furnish one copy of the Hindi version of the **Separate Audit Report** and one copy of the **Annual Report** along with dates of presentation of the Report for the year 2023-24 to Parliament.



Director/ CE

**Separate Audit Report of the Comptroller and Auditor General of India on the accounts of Indian Institute of Technology, Madras for the year ended 31 March 2024**

We have audited the attached Balance Sheet of Indian Institute of Technology Madras as at 31 March 2024, the Income & Expenditure Account and Receipts & Payments Account for the year ended on that date under Section 19(2) of the Comptroller & Auditor General's (Duties, Powers & Conditions of Service) Act, 1971 read with Section 23(2) of the Institutes of Technology Act, 1961. These financial statements are the responsibility of the Institute's management. Our responsibility is to express an opinion on these financial statements based on our audit.

2. This Separate Audit Report contains the comments of the Comptroller & Auditor General of India (CAG) on the accounting treatment only with regard to classification, conformity with the best accounting practices, accounting standards and disclosure norms, etc. Audit observations on financial transactions with regard to compliance with the Law, Rules & Regulations (Propriety and Regularity) and efficiency-cum-performance aspects, etc., if any, are reported through Inspection Report/CAG's Audit Reports separately.

3. We have conducted our audit in accordance with auditing standards generally accepted in India. These standards require that we plan and perform the audit to obtain reasonable assurance about whether the financial statements are free from material misstatements. An audit includes examining, on a test basis, evidences supporting the amounts and disclosure in the financial statements. An audit also includes assessing the accounting principles used and significant estimates made by management, as well as evaluating the overall presentation of financial statements. We believe that our audit provides a reasonable basis for our opinion.

4. Based on our audit, we report that:

i We have obtained all the information and explanations, which to the best of our knowledge and belief were necessary for the purpose of our audit.

ii The Balance Sheet, Income & Expenditure Account and Receipts & Payments Account dealt with by this Report have been drawn up in the format approved by Ministry of Education, Government of India.

iii In our opinion, proper books of accounts have been maintained by Indian Institute of Technology, Madras as required under Section 23(1) of the Institutes of Technology Act, 1961 in so far as it appears from our examination of such books.

iv. We further report that:

**A. Revision in accounts**

Accounts of the Institute were revised based on audit observations. As a result of revision, Assets and Liabilities increased by ₹17.33 crore and deficit increased by ₹114.57 crore

**B. Grants in aid**

Out of the total grant of ₹1236.83 crore received during the year and ₹14.89 crore being the unspent grant of the previous year and other adjustments of ₹34.70 crore (totalling ₹1286.42 crore) the Institute could utilize ₹1177.91 crore leaving a balance of ₹108.51 crore as on 31 March 2024.

**C. Management Letter**

Deficiencies which have not been included in the Audit Report have been brought to the notice of Indian Institute of Technology, Madras through a Management Letter issued separately for remedial /corrective action.

v Subject to our observations in the preceding paragraphs, we report that the Balance Sheet, Income & Expenditure Account and Receipts & Payments Account dealt with by this report are in agreement with the books of accounts.

vi In our opinion and to the best of our information and according to the explanations given to us, the said financial statements read together with the Accounting Policies and Notes on Accounts, and subject to the significant matters stated above and other matters mentioned in Annexure to this Audit Report give a true and fair view in conformity with accounting principles generally accepted in India.

- a. In so far as it relates to the Balance Sheet, of the state of affairs of Indian Institute of Technology, Madras as at 31 March 2024, and
- b. In so far as it relates to Income & Expenditure Account of the deficit for the year ended on that date.

**For and on behalf of the C&AG of India**



**Director General of Audit (Central), Chennai**

**Place: Chennai - 18**

**Date: 21.11.2024**

### **Annexure to Separate Audit Report**

**1. Adequacy of Internal Audit System:**

Internal audit was done concurrently for the year 2023-24 without any specific approved guidelines and manual.

**2. Adequacy of Internal Control System:**

Internal Controls were found to be inadequate to the extent of non-preparation of Internal Audit Manual / approved guidelines.

**3. System of Physical verification of Fixed Assets:**


Physical verification of Fixed Assets was not carried out fully for the year 2023-24.

**4. System of Physical verification of Inventory:**

Physical verification of Inventory was not carried out for the year 2023-24.

**5. Regularity in payment of statutory dues:**

The Institute was regular in depositing statutory dues.



**Director/CE**

### Grants in aid statement for the year 2023-24

Rupees in Crore

Grants	Amount of Grant brought forward from previous year 2022-23	Adjustment of over spent Grant from IRG	Amount of Grant received during the year 2023-24	Total	Grants Utilized during the year 2023-24	Advance paid to the suppliers	Grants remaining Unutilized as on 31-03-2024 carried forward to next year
Capital Grants (Regular)	-19.97	19.97	130.37	130.37	125.78		4.59
Revenue Grants (Regular)	34.62		816.46	851.08	770.44	80.58	0.06
Capital Grants (IoE)	-14.73	14.73	237.00	237.00	222.27		14.73
Revenue Grants (IoE)	14.97		53.00	67.97	59.42	8.55	0.00
Projects	669.77		1458.25*	2,128.02	1,290.64		837.38
<b>Total</b>	<b>684.66</b>	<b>34.70</b>	<b>2,695.08</b>	<b>3,414.44</b>	<b>2,468.55</b>	<b>89.13</b>	<b>856.76</b>

\* Includes receipts other than Grant-in-aid

  
Deputy Registrar (F&A)

## **Index**

<b>Sl.No.</b>	<b>Item</b>	<b>Page No</b>
1.	Balance Sheet	1
2.	Income & Expenditure Account	2
3.	Balance Sheet Schedules (1 to 8)	3-60
4.	Income & Expenditure Schedules (9 to 22)	61-74
5.	Significant Accounting Policies (Schedule 23)	75-80
6.	Contingent Liabilities & Notes on Accounts (Sch. 24)	81-83
7.	Receipts & Payments Accounts	84-101
8.	Provident Fund and NPS Accounts	102-114

INDIAN INSTITUTE OF TECHNOLOGY MADRAS			
BALANCE SHEET AS ON 31-03-2024			
SOURCES OF FUNDS	Schedule	Current Year 2023-24	Previous Year 2022-23
Capital Fund	1	569,05,46,780	553,62,40,350
Designated/Earmarked/Endowment Funds	2	2097,86,28,075	1802,62,52,210
Current Liabilities & Provisions	3	2188,87,48,813	1908,62,51,721
Long Term Liabilities	3A	202,44,02,875	0
<b>Total</b>		<b>5058,23,26,543</b>	<b>4264,87,44,281</b>

APPLICATION OF FUNDS	Schedule	Current Year 2023-24	Previous Year 2022-23
<b>ASSETS</b>			
Tangible Assets	4	1976,99,91,894	1834,00,43,749
Intangible Assets		32,50,93,495	23,82,24,058
Capital Works-in-Progress		416,60,51,421	262,43,00,450
Investments from Earmarked/Endowment Funds	5	1865,54,88,356	1550,35,14,769
Current Assets	7	437,83,85,930	333,15,33,388
Loans, Advances & Deposits	8	328,73,15,447	261,11,27,867
<b>Total</b>		<b>5058,23,26,543</b>	<b>4264,87,44,281</b>

  
Deputy Registrar (F&A)

  
Joint Registrar (Audit)

  
Registrar

  
Director



INDIAN INSTITUTE OF TECHNOLOGY MADRAS			
INCOME AND EXPENDITURE ACCOUNT FOR THE YEAR ENDED 31-03-2024			
Particulars	Schedule	Current Year 2023-24	Previous Year 2022-23
<b>INCOME</b>			
Academic Receipts	9	87,67,71,364	69,99,85,137
Revenue Grants in aid received 869,45,87,995	10	795,15,84,415	681,88,59,448
Less: Short utilization of Revenue Grant -74,30,03,580			
Income from Investments	11	0	0
Interest earned/Accrued	12	5,44,81,339	3,13,79,639
Other Income	13	33,53,58,537	17,74,13,722
Prior Period Income	14	0	0
<b>Total (A)</b>		<b>921,81,95,655</b>	<b>772,76,37,946</b>
<b>EXPENDITURE</b>			
Staff Payments & Benefits (Establishment expenses)	15	731,46,98,090	320,99,21,725
Academic Expenses	16	129,62,51,728	115,23,58,647
Administrative and General Expenses	17	166,68,31,962	107,80,23,988
Transportation Expenses	18	1,51,02,843	1,11,47,613
Repairs & Maintenance	19	72,55,46,020	72,06,98,944
Finance Costs	20	0	0
Depreciation	4	156,59,23,467	109,53,79,245
Other Expenses	21	0	0
Prior Period Expenses	22	18,41,19,092	79,83,669
<b>Total (B)</b>		<b>1276,84,73,202</b>	<b>727,55,13,831</b>
<b>Balance being excess of Income over Expenditure (A-B)</b>			
Transfer to/from Designated Fund		0	0
Building Fund		0	0
Others (specify)		0	0
<b>Balance being Surplus/(Deficit) carried to Capital Fund</b>		<b>-3,55,02,77,547</b>	<b>45,21,24,115</b>

SIGNIFICANT ACCOUNTING POLICIES

23

CONTINGENT LIABILITIES AND NOTES TO ACCOUNTS

24

  
Deputy Registrar (F&A)

  
Joint Registrar (Audit)

  
Registrar

  
Director



**SCHEDULES FORMING PART OF BALANCE SHEET  
(SCHEDULES 1 to 8)**

**INDIAN INSTITUTE OF TECHNOLOGY MADRAS**

**SCHEDULE - 1 CAPITAL FUND**

<b>Particulars</b>	<b>Current Year 2023-24</b>	<b>Previous Year 2022-23</b>
<b>SCHEDULE 1 - Capital Fund</b>		
Capital fund balance at the beginning of the year	2603,57,97,761	2289,00,15,383
Capital Grant utilised for purchase of Assets	368,78,28,382	312,07,81,461
Non-recurring expenditure from Project Overhead fund	46,73,207	1,09,22,733
Patents	1,20,82,388	2,42,12,403
<b>Total Capital fund</b>	<b>2974,03,81,738</b>	<b>2604,59,31,980</b>
Less : Depreciation on Assets procured other than MoE Funds	0	1,01,34,219
<b>Total Capital fund after Depreciation adjustment</b>	<b>2974,03,81,738</b>	<b>2603,57,97,761</b>
I & E surplus/deficit at the beginning year	-20,49,95,57,411	-20,95,16,81,526
I & E surplus/deficit for the current year	-3,55,02,77,547	45,21,24,115
I & E surplus/deficit at the end of year	-24,04,98,34,958	-20,49,95,57,411
<b>Balance at the year end</b>	<b>569,05,46,780</b>	<b>553,62,40,350</b>

  
Dy. Registrar(F&A)

INDIAN INSTITUTE OF TECHNOLOGY MADRAS		
SCHEDULE - 2 - CORPUS / DESINGATED / EARMARKED / ENDOWMENT FUNDS		
Particulars	Current Year 2023-24	Previous Year 2022-23
<b>2.1 Corpus Fund A/c</b>		
<b>Corpus Fund (Rupee A/c)</b>		
<b>a) Opening Balance</b>		
Cash/Bank/Deposits	120,61,40,065	67,83,97,540
Investments	388,34,60,380	363,65,16,824
<b>Opening Total</b>	<b>508,96,00,445</b>	<b>431,49,14,364</b>
<b>b) Additions to fund</b>		
IC & SR Transfers	28,67,09,191	27,48,31,648
CCE Transfers	1,58,04,696	65,33,495
Donations received	192,20,08,437	149,00,84,296
Donations - Overhead Shares	0	10,63,483
Interest earned	1,84,69,421	2,34,10,712
Income from Investments	21,95,02,547	29,55,76,796
Due to Endowment account	49,31,35,536	34,53,67,075
Accrued interest on investments	8,66,14,692	6,30,18,878
<b>Receipts Total</b>	<b>304,22,44,520</b>	<b>249,98,86,383</b>
<b>Total (a+b)</b>	<b>813,18,44,965</b>	<b>681,48,00,747</b>
<b>c) Expenditure</b>		
Revenue Expenditure	1,49,111	74,101
Capital Expenditure	4,68,75,000	0
Advisory Charges/Custody Charges	23,83,337	28,85,933
Expenditure out of interest income	12,34,80,085	9,58,77,184
Priod period expendiutre	0	3,10,45,484
Due from Main Account	0	11,81,28,166
Loan to Main account	52,89,55,474	15,00,00,000
Accrued interest on purchase of investments	51,16,211	28,21,755
Specific Donations transferred to end users A/c	138,21,75,449	127,02,89,501
Due to Endowment account	34,53,67,075	0
Last year accrued interest	6,30,18,878	5,40,78,178
<b>Expenditure Total</b>	<b>249,75,20,620</b>	<b>172,52,00,302</b>
<b>Net balance at the year end (a+b-c)</b>	<b>563,43,24,345</b>	<b>508,96,00,445</b>

Particulars	Current Year 2023-24	Previous Year 2022-23
<b>Corpus Fund (FC A/c)</b>		
<b>a) Opening Balance</b>		
Cash/Bank/Deposits	1,27,012	1,23,272
<b>b) Additions to fund</b>		
Donations/Grants	0	0
Income from investments	3,865	3,740
<b>Total (a+b)</b>	<b>1,30,877</b>	<b>1,27,012</b>
<b>c) Expenditure</b>		
Capital Expenditure	0	0
Revenue Expenditure	0	0
<b>Total ( c )</b>	<b>0</b>	<b>0</b>
<b>Net balance at the year end (a+b-c)</b>	<b>1,30,877</b>	<b>1,27,012</b>
<b>Total Corpus Fund at the year end (B)</b>	<b>563,44,55,222</b>	<b>508,97,27,457</b>
<b>Closing Balance - Corpus fund Account</b>		
Cash/Bank/Deposits	95,53,66,077	120,62,67,077
Investments (including Accured interest)	467,75,83,967	388,34,60,380
<b>2.2 Endowment Fund A/c</b>		
<b>a) Opening Balance</b>		
Cash/Bank/Deposits	10,30,58,105	10,42,27,835
Investments	164,56,89,794	152,29,99,302
<b>b) Additions to fund</b>		
Donations received	49,31,85,536	34,53,67,075
Income from Investments	8,76,82,712	12,24,53,665
Interest received	1,13,99,441	0
Accrued interest on investments	2,24,45,283	2,18,56,931
Loan (Expenditure incurred) from "A" Account	11,31,27,683	7,65,53,301
Loan received from Corpus A/c	34,53,67,075	0
<b>Total (a+b)</b>	<b>282,19,55,629</b>	<b>219,34,58,109</b>
<b>c) Expenditure</b>		
Revenue Expenditure	11,80,52,683	7,65,53,301
Advisory Charges/Custody Charges	9,06,706	11,07,869

Particulars	Current Year 2023-24	Previous Year 2022-23
Accrued interest on purchase of investments	6,17,586	12,36,159
Loan due from Corpus	49,31,35,536	34,53,67,075
Last year accrued interest	2,18,56,931	2,04,45,806
<b>Total ( c )</b>	<b>63,45,69,442</b>	<b>44,47,10,210</b>
<b>Net balance at the year end (a+b-c)</b>	<b>218,73,86,187</b>	<b>174,87,47,899</b>
<b>Closing Balance - Endowment Account</b>		
<b>Cash/Bank/Deposits</b>	<b>70,17,41,541</b>	<b>10,30,58,105</b>
<b>Investments (including Accrued interest)</b>	<b>148,56,44,646</b>	<b>164,56,89,794</b>
<b>2.3 Centre for Continuing Education</b>		
<b>a) Opening Balance</b>		
Cash/Bank/Deposits	3,34,71,416	10,89,78,437
Investments	39,84,02,576	36,94,27,684
<b>b) Additions to fund</b>		
Receipts from Sponsors	3,71,05,668	11,32,48,536
Income from investment	2,20,00,099	4,33,28,386
Interest received	22,77,384	0
Miscellaneous Deposits		76,50,469
GST received	6,36,639	1,37,60,661
HDFC Interest due to IC&SR	21,58,269	19,58,636
Loan (Expenditure incurred) from "A" Account	1,07,10,684	
Accrued interest on investments	52,55,727	46,13,036
<b>Total (a+b)</b>	<b>51,20,18,462</b>	<b>66,29,65,845</b>
<b>c) Expenditure</b>		
Salary/Stipend	20,22,625	1,97,79,941
Course Material, Programme Admn. etc.	4,14,51,581	10,50,90,796
Advisory Charges / Custody Charges / Bank charge	2,18,823	2,32,184
Accrued interest on purchase of investments	15,65,312	3,300
GST paid	8,88,359	1,50,92,100
Amt due from Institute A/c	0	5,74,27,250
Transferred to IC&SR	0	2,07,98,180

Particulars	Current Year 2023-24	Previous Year 2022-23
Transferred to CODE A/c	50,00,000	80,55,066
Miscellaneous Deposits paid	40,90,426	0
Last year accrued interest	46,13,036	46,13,036
<b>Total ( c )</b>	<b>5,98,50,162</b>	<b>23,10,91,853</b>
<b>Net balance at the year end (a+b-c)</b>	<b>45,21,68,300</b>	<b>43,18,73,992</b>
<b>Closing Balance - CCE Account</b>		
<b>Cash/Bank/Deposits</b>	<b>7,01,46,550</b>	<b>3,34,71,416</b>
<b>Investments (including Accrued interest)</b>	<b>37,98,85,017</b>	<b>39,84,02,576</b>
<b>2.4 CSIR/Other Scholarship</b>		
<b>a) Opening Balance</b>		
Cash/Bank/Deposits	2,11,90,077	2,01,88,016
Investments	15,06,823	
<b>b) Additions to fund</b>		
Scholarship Received	2,89,62,576	3,41,72,869
Income from investments	13,78,145	10,02,061
<b>Total (a+b)</b>	<b>5,30,37,621</b>	<b>5,53,62,946</b>
<b>c) Expenditure</b>		
Scholarship paid	2,42,60,866	2,72,35,697
Revenue Expenditure	1,298	2,419
Transfer (Receipts in) "A" Account	47,01,710	54,27,930
<b>Total ( c )</b>	<b>2,89,63,874</b>	<b>3,26,66,046</b>
<b>Net balance at the year end (a+b-c)</b>	<b>2,40,73,747</b>	<b>2,26,96,900</b>
<b>Closing Balance - CSIR/Other Scholarship Account</b>		
<b>Cash/Bank/Deposits</b>	<b>2,40,73,747</b>	<b>2,11,90,077</b>
<b>Investments (including Accrued interest)</b>	<b>0</b>	<b>15,06,823</b>
<b>2.5 Project Accounts</b>		
<b>a) Opening Balance</b>		
Cash/Bank/Deposits	78,84,10,970	5,03,63,289
Investments	993,40,14,152	1123,01,52,415

Particulars	Current Year 2023-24	Previous Year 2022-23
<b>b) Additions to fund</b>		
Grants for projects	1458,25,41,624	993,93,35,370
Income from investments	37,11,51,064	36,85,95,728
Income from MF	34,58,933	4,12,87,170
Accrued interest on investments	14,30,08,147	25,19,73,804
<b>Total (a+b)</b>	<b>2582,25,84,890</b>	<b>2188,17,07,776</b>
<b>c) Expenditure</b>		
Capital Expenditure	224,43,57,347	150,64,71,715
Revenue Expenditure Less: Previous year CPWD payment	734,79,74,861	544,07,90,763
Transfer to Other Institute	320,24,39,847	394,11,94,049
Refund of Unspent Balance	5,48,79,364	5,80,52,072
Interest Refund	5,67,97,685	4,60,42,845
Last year accrued interest	25,19,73,804	16,67,31,210
<b>Total ( c )</b>	<b>1315,84,22,908</b>	<b>1115,92,82,654</b>
<b>Net balance at the year end (a+b-c)</b>	<b>1266,41,61,982</b>	<b>1072,24,25,122</b>
<b>Closing Balance - Project Accounts</b>		
<b>Cash/Bank/Deposits</b>	<b>86,78,68,031</b>	<b>82,96,85,970</b>
<b>Investments (including Accrued interest)</b>	<b>1179,49,16,063</b>	<b>989,27,39,152</b>
<b>2.6 Swimming pool</b>		
<b>a) Opening Balance</b>		
Cash/Bank/Deposits	41,110	44,41,759
Investments	73,86,965	46,21,881
<b>b) Additions to fund</b>		
Interest received	3,06,916	4,38,570
Accrued interest on investments	1,33,265	1,32,424
<b>Total (a+b)</b>	<b>78,68,256</b>	<b>96,34,634</b>
<b>c) Expenditure</b>		
Revenue Expenditure	649	649
Loan due from Institute main account	40,461	19,85,568
Last year accrued interest	1,32,424	2,20,342
<b>Total ( c )</b>	<b>1,73,534</b>	<b>22,06,559</b>
<b>Net balance at the year end (a+b-c)</b>	<b>76,94,722</b>	<b>74,28,075</b>



Particulars	Current Year 2023-24	Previous Year 2022-23
Closing Balance - Swimming pool Accounts		
Cash/Bank/Deposits	0	41,110
Investments (including Accured interest)	76,94,722	73,86,965
<b>2.7 Uchhatar Avishkar Yojana Scheme</b>		
<b>a) Opening Balance</b>		
Cash/Bank/Deposits	4,55,208	1,03,07,326
<b>b) Additions to fund</b>		
Received from other Institutions	97,63,180	18,00,17,445
Income from investments	0	0
<b>Total (a+b)</b>	<b>1,02,18,388</b>	<b>19,03,24,771</b>
<b>c) Expenditure</b>		
Revenue Expenditure	0	210
Transferred to other Institutions	16,02,000	18,98,69,353
<b>Total ( c )</b>	<b>16,02,000</b>	<b>18,98,69,563</b>
<b>Net balance at the year end (a+b-c)</b>	<b>86,16,388</b>	<b>4,55,208</b>
Closing Balance - Uchhatar Avishkar Yojana Scheme A/c		
Cash/Bank/Deposits	86,16,388	4,55,208
Investments (including Accured interest)	0	0
<b>2.8 Swachhta Action Plan A/c</b>		
<b>a) Opening Balance at Bank</b>	28,97,557	10,09,806
<b>b) Additions to fund:</b>		
Received from MoE		33,53,247
Received from other Institutions		36,728
Interest on short term Deposits and SB A/c (MoE Fund)	54,807	0
<b>Total(a+b)</b>	<b>29,52,364</b>	<b>43,99,781</b>
<b>Expenditure</b>		
Fund transferred to other Institutions	28,79,629	15,01,874
Revenue Expenditure	1,208	350
<b>Total ( c )</b>	<b>28,80,837</b>	<b>15,02,224</b>

Particulars	Current Year 2023-24	Previous Year 2022-23
Net balance at the year end (a+b-c)	71,527	28,97,557
Closing Balance - Swachhta Action Plan A/c		
Cash/Bank/Deposits	71,527	28,97,557
Investments (including Accrued interest)	0	0
<b>Total Schedule 2</b>	<b>2097,86,28,075</b>	<b>1293,65,24,753</b>

**Note:**

The above balances of various funds reflected in Assets side of the Balance Sheet in Schedule - 5 (Bank balances and Investments) and Schedule - 8 (Interest accrued).

  
Dy. Registrar(F&A)

INDIAN INSTITUTE OF TECHNOLOGY MADRAS		
SCHEDULE - 3 - CURRENT LIABILITIES AND PROVISIONS		
Particulars	Current Year 2023-24	Previous Year 2022-23
<b>A. CURRENT LIABILITIES</b>		
<b>1. Sundry Creditors:</b>		
Pay & Allowances/Pension/Suppliers Bills etc	55,73,48,633	36,70,60,469
<b>2. Student Deposits/Funds:</b>		
Student welfare fund	50,72,863	39,50,722
<b>3. Library/Caution Deposit:-</b>		
Library/Caution Deposit from students	1,64,23,805	1,56,95,805
<b>4. Current Liabilities</b>		
Contractors/Temporary Deposit	23,97,72,902	16,30,45,728
Long Term Refundable Deposit - Leak Proof Warranty	1,37,80,167	1,07,09,570
Miscellaneous deposit	13,50,69,535	14,04,08,030
Estate deposits	72,38,578	74,74,347
Prepaid Group Medical Insurance premium (Corpus A/c)	10,19,08,968	7,89,15,224
Tution Fees & other fees received in advance	21,40,88,963	20,75,10,957
Due to IT/WCT/Service Tax Dept/TDS/Professional tax	90,72,186	1,15,09,061
Due to TDS on GST	2,29,46,247	2,71,37,700
Casual Labour Welfare Fund	93,05,878	97,21,803
Due to Corpus A/c	52,89,55,474	3,33,46,141
Due to CCE A/c	20,26,59,413	21,33,70,097
Due to PMRF	11,01,831	0
Due to D A/c	4,70,49,805	4,23,48,095
Due to Swimming Pool A/c	52,99,700	8,59,239
Liability towards HEFA Escrow A/c	24,63,48,351	28,48,83,401
GTIS Death Claim	1,20,00,000	60,00,000
Deposit From Corpus for Engineering Work	8,22,53,829	8,58,68,554
Insurance claim due to students	1,01,98,174	39,19,577
Publication fee (NS)	0	6,71,500
MBA Infra & Placement Fee (NS)	18,00,000	8,70,000
Alumni Life membership fee (NS)	65,58,000	77,97,000

Particulars	Current Year 2023-24	Previous Year 2022-23
<b>Pro Rata Pension Benefits</b>	1,69,76,545	1,48,47,166
Employee ID: 8362 (2023-24) : 44,08,944		
Employee ID: 8971 (2022-23) : 51,54,222		
Employee ID: 8873 (2022-23) : 73,05,605		
Employee ID: 1145 (2020-21) : 15,984		
Employee ID: 8916 (2020-21) : 91,790		
<b>5. Other Current Liabilities</b>		
Due to MoE unspent grants	108,51,16,311	14,89,19,685
Unutilised Deposits with CPWD	71,05,16,772	74,44,16,872
Due to supplier for purchase of E-Bus	5,47,31,799	0
Due to Project accounts	11,05,01,845	0
<b>Total - A</b>	<b>445,40,96,574</b>	<b>263,12,56,743</b>
<b>B. PROVISIONS</b>		
Provision for Gratuity	83,58,91,595	79,29,08,997
Provision for Leave Encashment	155,25,96,878	137,08,57,654
Provision for Pension Liability	1470,85,91,273	1202,76,91,633
<b>TDS Due from Income Tax Department:</b>		
TDS deducted (FY 2009-10 to 13-14) (FY 2012-13 already received in August 2015)	14,96,016	14,96,016
TDS deducted (FY 14-15)	36,63,040	36,63,040
TDS deducted (FY 19-20)	3,84,73,020	3,84,73,020
TDS deducted (FY 20-21)	4,12,57,140	4,12,57,140
TDS deducted (FY 22-23)	10,57,66,432	10,49,59,379
TDS deducted (FY 23-24)	14,69,16,845	0
<b>Total - B</b>	<b>1743,46,52,239</b>	<b>1446,18,09,399</b>
<b>Total of Schedule 3</b>	<b>2188,87,48,813</b>	<b>1908,62,51,721</b>

*A. M. M.*

Dy. Registrar(F&A)

INDIAN INSTITUTE OF TECHNOLOGY MADRAS		
SCHEDULE - 3A - LONG TERM LIABILITIES		
Particulars	Current Year 2023-24	Previous Year 2022-23
<b>C. Long Term Liabilities</b>		
Loan received from HEFA during 2019-20 : 106,21,44,657		
Loan received from HEFA during 2020-21 : 131,02,04,072		
Loan received from HEFA during 2021-22 : 173,75,31,954		
Loan received from HEFA during 2022-23 : 58,13,79,896		
Loan received from HEFA during 2023-24 : 39,40,67,296		
<b>Total Loan received : 508,53,27,875</b>	202,44,02,875	199,31,85,579
Less: Loan repaid during 2019-20 : 51,54,00,000		
Less: Loan repaid during 2020-21 : 53,99,35,000		
Less: Loan repaid during 2021-22 : 54,30,35,000		
Less: Loan repaid during 2022-23 : 81,43,70,000		
Less: Loan repaid during 2023-24 : 64,81,85,000		
<b>Total Loan payment : 306,09,25,000</b>		
<b>Total of Schedule 3A</b>	<b>202,44,02,875</b>	<b>1908,62,51,721</b>



Dy. Registrar(F&A)

**Schedule - 3(a) SPONSORED PROJECTS**

1. Sr No	2. Name of the Project	Opening Balance		5.Receipts / Recoveries during the year	6.Total	7.Expenditure during the year	Closing Balance	
		3.Credit	4.Debit				8.Credit	9.Debit
1	Sponsored Projects	251,57,02,576	16,56,27,875	532,95,63,708	767,96,38,409	500,62,84,601	278,33,91,281	9,23,40,177
2	Consultancy	225,16,61,368	21,51,034	320,46,15,869	545,41,26,203	261,09,29,904	286,14,97,561	1,81,61,668
	<b>Grand Total</b>	<b>476,73,63,944</b>	<b>16,77,78,909</b>	<b>853,41,79,577</b>	<b>1313,37,64,612</b>	<b>761,72,14,505</b>	<b>564,48,88,842</b>	<b>11,05,01,845</b>

  
Dy. Registrar(F&A)

**Schedule - 3(a) SPONSORED PROJECTS - Breakp**
**Amount in Rupees**

S.No	Agency Name	Opening Balance	Receipts	Total Expenditure	Closing Balance	Project Type
1	Andaman Lakshadweep Harbour Works	0	10,00,000	4,10,000	5,90,000	Consultancy
2	APA engineering Private Limited	6,08,097	6,00,000	5,06,042	7,02,055	Consultancy
3	Ashirbad Eng & Construction Private Limited	4,12,500	50,000	70,531	3,91,969	Consultancy
4	CCTEB India Private Limited	40,05,000	4,45,000	44,50,000	0	Consultancy
5	Chennai Metro Rail Limited	0	24,00,000	3,79,349	20,20,651	Consultancy
6	DEC Infrastructures & Projects (India) private Limited	0	18,00,000	5,05,216	12,94,784	Consultancy
7	Deendayal Port Trust	16,08,848	26,00,800	12,55,691	29,53,957	Consultancy
8	Estancia IT Park Private Limited	0	3,15,000	47,250	2,67,750	Consultancy
9	Gnanam Institute for Training in Advanced Analytics Private Limited	7,85,291	31,000	1,551	8,14,740	Consultancy
10	ISRO Propulsion Complex	6,48,525	15,33,332	21,59,649	22,208	Consultancy
11	KLA Tencor Software India Private Limited	34,06,304	41,43,592	31,89,837	43,60,058	Consultancy
12	Krishi Infratech	1,22,974	0	1,22,974	0	Consultancy
13	L and T Infrastructure Engineering Limited	3,17,934	1,90,600	2,43,574	2,64,960	Consultancy
14	L&T Geo Structure Private Limited	0	3,37,500	54,825	2,82,675	Consultancy
15	Ministry of Ports, Shipping and Waterways	0	49,09,952	23,07,878	26,02,074	Consultancy
16	Prestige Estates Project Limited	50,000	0	0	50,000	Consultancy
17	R Jhunjhunwala Foundation	0	2,10,00,000	2,10,00,000	0	Consultancy
18	S S Infrastructure Development Consultants Limited	1,09,974	0	0	1,09,974	Consultancy
19	Silicon Laboratories Inc	54,03,687	0	0	54,03,687	Consultancy
20	Solid State Physics Laboratory	45,386	5,19,371	4,53,826	1,16,137	Consultancy
21	Starworth Infrastructure & Construction Limited	3,05,351	0	0	3,05,351	Consultancy
22	Sundaram Brake Linings Limited	0	22,32,000	1,56,240	20,75,760	Consultancy
23	Teemage Builders Private Limited	1,61,202	0	1,61,201	1	Consultancy
24	Unilever Industries Private Limited	1,07,612	25,000	1,32,612	0	Consultancy
25	Vishal Nirmiti Private Limited	9,45,000	0	0	9,45,000	Consultancy
26	A.S.Trust	1,94,61,223	0	38,97,641	1,55,63,581	Consultancy
27	Aarksee Green Arabia	0	2,36,709	0	2,36,709	Consultancy
28	Aarvee Associates Architects Engineers & Consultants Private Limited	0	5,00,000	1,85,000	3,15,000	Consultancy
29	Aarvi Encon Limited	0	2,94,000	44,100	2,49,900	Consultancy
30	ABB India Ltd.	24,902	0	24,902	0	Consultancy
31	Abu Dhabi University	1,16,000	0	1,04,820	11,180	Consultancy
32	Accenture LLP	1,80,010	22,80,565	6,01,061	18,59,514	Consultancy
33	ACCESS Health International	99,052	0	0	99,052	Consultancy
34	Acoustics India Private Limited	0	1,14,406	1,14,406	0	Consultancy
35	Adaniconnex Private Limited	3,69,788	0	3,69,788	0	Consultancy
36	Addlife Coating Systems Private Limited	6,91,522	4,11,600	78,623	10,24,499	Consultancy
37	Aditya Birla Science and Technology Company Private Limited	3,22,600	79,14,000	82,36,600	0	Consultancy
38	Adobe Systems Incorporated	13,22,803	16,51,159	18,00,892	11,73,070	Consultancy
39	Advanced Remanufacturing and Technology Centre	4,67,904	1,22,552	5,90,456	0	Consultancy
40	AEDBM Consultants Private Limited	2,10,816	0	0	2,10,816	Consultancy
41	Aeronautical Development Agency	11,61,164	90,24,885	80,97,681	20,88,368	Consultancy
42	Afcons Infrastructure Limited	71,98,597	12,15,000	57,43,595	26,70,002	Consultancy
43	Agnikul Cosmos Private Limited	7,78,250	20,000	7,28,000	70,250	Consultancy

S.No	Agency Name	Opening Balance	Receipts	Total Expenditure	Closing Balance	Project Type
44	Agrocel Industries Private Limited	5,19,197	1,73,38,480	77,44,879	1,01,12,798	Consultancy
45	Ahluwalia Contracts India Limited	12,75,000	0	0	12,75,000	Consultancy
46	AICL Communications Limited	5,92,077	16,00,000	7,85,610	14,06,467	Consultancy
47	AIG Hospitals	0	12,71,186	11,19,910	1,51,276	Consultancy
48	Airbus Group India Private Limited	-22,230	0	0	-22,230	Consultancy
49	AIRPORTS AUTHORITY OF INDIA	4,10,450	0	4,08,897	1,553	Consultancy
50	AJMAL BIOTECH PRIVATE LIMITED	0	8,96,949	67,192	8,29,757	Consultancy
51	Akiro Protech Private Limited	6,64,328	15,12,000	14,27,982	7,48,346	Consultancy
52	Alamelu Charitable Foundation	5,76,733	0	3,35,000	2,41,733	Consultancy
53	Alcon Constructions (Goa) private limited	0	4,50,000	1,80,900	2,69,100	Consultancy
54	ALFA PEB Limited	0	2,65,000	2,65,000	0	Consultancy
55	All India Institute of Medical Sciences Raipur (CG)	12,40,500	0	10,53,080	1,87,420	Consultancy
56	Alleima EMEA AB	0	11,91,779	11,91,778	1	Consultancy
57	Alleima India Private Limited	0	3,88,500	3,69,075	19,425	Consultancy
58	Alphasine Technologies Private Limited	23,24,411	0	22,84,557	39,854	Consultancy
59	Altair Engineering India Private Limited	16,65,924	26,46,212	25,46,023	17,66,113	Consultancy
60	Alturas Infra Private Limited	1,00,000	0	0	1,00,000	Consultancy
61	Alumni and Corporate Relations	18	0	0	18	Consultancy
62	Alumni Association	6,434	0	0	6,434	Consultancy
63	Alyash Marine Consultant	38,498	0	38,498	0	Consultancy
64	AM Corporate Social Responsibility Foundation	46,659	0	46,659	0	Consultancy
65	AMADA SOFT INDIA PRIVATE LIMITED	114	0	0	114	Consultancy
66	Amadeus Software Labs India Private Limited	28,87,951	0	18,15,803	10,72,148	Consultancy
67	AMARA RAJA BATTERIES LIMITED	75,07,075	0	60,38,715	14,68,361	Consultancy
68	Amara Raja Infra Private Limited	2,76,728	4,04,975	60,746	6,20,958	Consultancy
69	Amber Chemicals And Pharmaceuticals Private Limited	2,270	0	2,270	0	Consultancy
70	Ambernath Organics Pvt Ltd	10,44,000	8,00,000	5,65,361	12,78,639	Consultancy
71	American Express India Private Limited	3,21,76,751	1,00,00,000	22,92,289	3,98,84,462	Consultancy
72	American India Foundation	1,104	0	0	1,104	Consultancy
73	Ametek Instruments India Private Limited	0	14,85,000	1,09,980	13,75,020	Consultancy
74	Amines and Plasticizers Limited	0	6,30,000	3,51,677	2,78,323	Consultancy
75	Ampa Home Build Private Limited	8,84,045	6,00,000	10,31,597	4,52,448	Consultancy
76	Analog Devices	51,04,977	33,13,700	21,31,749	62,86,927	Consultancy
77	Andaman Lakshadweep Harbour Works	74,89,527	28,74,000	51,46,584	52,16,943	Consultancy
78	Andhra Hospitals Vijayawada Private Limited	4,50,000	0	0	4,50,000	Consultancy
79	Andhra Pradesh Centre For Financial Systems And Services	33,870	0	0	33,870	Consultancy
80	Andhra Pradesh Maritime Board	0	9,00,000	1,41,474	7,58,526	Consultancy
81	Andhra Pradesh Pollution Control Board	65,46,416	6,10,169	35,92,331	35,64,254	Consultancy
82	Andhra Pradesh Urban Infrastructure Asset Management Limited	6,98,063	0	0	6,98,063	Consultancy
83	Ankur Fertilizer Private Limited	0	1,92,600	1,92,600	0	Consultancy
84	Ansys Software Private Limited	1,59,312	0	1,57,726	1,586	Consultancy
85	Apex Laboratories Private Limited	28,68,794	10,24,965	13,49,350	25,44,409	Consultancy
86	Apexon (Technosoft Consulting LLP)	0	3,81,355	30,333	3,51,022	Consultancy
87	Apm Terminals India Private Limited	0	9,36,000	31,730	9,04,270	Consultancy
88	Apollo Tyres Ltd	6,54,463	42,000	6,82,288	14,175	Consultancy
89	Apple Inc	36,04,412	69,31,072	55,71,480	49,64,004	Consultancy
90	Applied Materials India Private Limited	20,32,531	4,90,000	18,28,388	8,98,188	Consultancy
91	AQFER India Private Limited	0	9,91,524	1,67,407	8,24,117	Consultancy



S.No	Agency Name	Opening Balance	Receipts	Total Expenditure	Closing Balance	Project Type
92	Aquarius Shipyard Private Limited	1,26,267	0	1,26,267	0	Consultancy
93	Arcelormittal Nippon Steel India Limited	0	23,20,000	6,78,000	16,42,000	Consultancy
94	ArcelorMittal XCarb	0	76,52,085	10,69,407	65,82,678	Consultancy
95	Archean Chemical Industries Limited	38,13,559	12,76,439	18,20,006	32,69,992	Consultancy
96	Archeological Survey of India	14,83,975	0	2,03,742	12,80,233	Consultancy
97	Arcishmaan Elements Private Limited	2,00,492	2,81,250	2,41,454	2,40,289	Consultancy
98	Arka Steam Power LLP	5,73,891	4,88,000	90,336	9,71,555	Consultancy
99	ARMAMENT RESEARCH AND DEVELOPMENT ESTABLISHMENT (ARDE)	1,610	0	0	1,610	Consultancy
100	ARMMAN	14,62,866	0	0	14,62,866	Consultancy
101	Arulmigu Dhandayuthapani Swamy Thirukoil	50	2,75,000	41,250	2,33,800	Consultancy
102	Ashok Construction	0	2,65,000	2,65,000	0	Consultancy
103	Ashok Leyland Limited	2,15,482	1,80,000	2,19,982	1,75,500	Consultancy
104	Ashoka Buildcon Limited	2,25,000	0	0	2,25,000	Consultancy
105	Asian Development Bank Institute	1,16,897	41,596	1,51,579	6,914	Consultancy
106	Asphalt Roadworks Private Limited	0	5,00,000	1,71,875	3,28,125	Consultancy
107	Aspire Systems (India) Private Limited	0	15,00,000	15,00,000	0	Consultancy
108	Assam Inland Water Transport Development Society	3,00,063	46,54,899	38,88,614	10,66,347	Consultancy
109	Assistant Garrison Engineer (I) Navy Chennai	21,94,978	0	21,94,978	0	Consultancy
110	Astchem Technologies	0	4,50,000	2,99,200	1,50,800	Consultancy
111	Aswathanarayana & Eswara	2,25,000	0	0	2,25,000	Consultancy
112	Aurobindo Realty & Infrastructure Private Limited	32,83,836	0	0	32,83,836	Consultancy
113	Authentic Construction Company Limited	13,14,912	0	2,15,823	10,99,088	Consultancy
114	AUTODESK INDIA PRIVATE LIMITED	3,31,719	0	3,31,718	2	Consultancy
115	Auxohub	0	2,34,000	0	2,34,000	Consultancy
116	Avineon India Private Limited	27,15,525	6,70,500	31,01,063	2,84,962	Consultancy
117	Axxelent Pharma Science Private Limited	1,284	3,64,756	2,00,533	1,65,507	Consultancy
118	B G Shirke Construction Technology Private Limited	0	17,76,500	15,30,536	2,45,964	Consultancy
119	Baashyaam Constructions Private Limited	30,37,500	0	30,37,500	0	Consultancy
120	Bagmane Developers Pvt Ltd	0	1,80,000	28,953	1,51,047	Consultancy
121	Bagmane Texworth Private Limited	0	7,03,125	2,60,469	4,42,656	Consultancy
122	Banyan Hydraulics and Projects Private Limited	0	1,60,000	24,000	1,36,000	Consultancy
123	Bearys Properties And Developments Private Limited	0	2,56,000	2,56,000	0	Consultancy
124	Bekaert Mukand Wire Industries Pvt Ltd	2,74,000	4,80,000	7,54,000	0	Consultancy
125	Bengal Concessions Private Limited	2,252	0	0	2,252	Consultancy
126	BGR Energy Systems Limited	4,50,000	0	4,50,000	0	Consultancy
127	Bhabha Atomic Research Centre	11,64,825	0	6,89,223	4,75,602	Consultancy
128	Bharat Dynamics Limited	0	2,15,60,000	57,45,842	1,58,14,158	Consultancy
129	Bharat Electronics Limited	1,34,03,905	2,18,27,416	1,98,81,789	1,53,49,532	Consultancy
130	Bharat Heavy Electricals Limited	12,88,632	22,000	2,23,787	10,86,845	Consultancy
131	BHARAT PETROLEUM CORPORATLTD	85,440	49,87,895	49,87,895	85,440	Consultancy
132	Bheemaa Infra Solutions Pvt Ltd	0	6,48,000	97,200	5,50,800	Consultancy
133	Bhugan Infracon Private Limited	0	3,80,000	3,80,000	0	Consultancy
134	BigCat Wireless Private Limited	22,500	0	0	22,500	Consultancy
135	Bill and Melinda Gates Foundation	0	9,72,94,536	1,34,91,010	8,38,03,526	Consultancy
136	Bio Rad Medisys Private Limited	0	34,66,662	32,51,732	2,14,930	Consultancy
137	BioEnergy Oy	0	15,40,235	5,26,241	10,13,994	Consultancy

S.No	Agency Name	Opening Balance	Receipts	Total Expenditure	Closing Balance	Project Type
138	Bluebinaries Engineering And Solutions Private Limited	45,000	56,250	5,313	95,937	Consultancy
139	BMW Steels Ltd	5,08,474	3,38,983	8,65,260	-17,803	Consultancy
140	BNY Mellon International Operations (India) Private Limited	9,04,551	50,00,000	58,52,118	52,434	Consultancy
141	BorgWarner Cooling Systems (India) Private Limited	0	22,00,000	21,78,660	21,340	Consultancy
142	Brane Cognitives Pte Ltd	0	3,00,000	3,00,000	0	Consultancy
143	Bridge & Roof Company India Limited	8,87,204	11,82,820	20,70,023	1	Consultancy
144	Brigade Enterprises Limited	1,00,000	0	1,00,000	0	Consultancy
145	Buckman Laboratories India Private Limited	8,42,648	30,26,476	32,42,029	6,27,095	Consultancy
146	Building Materials & Technology Promotion Council	7,06,777	1,95,25,607	1,99,51,247	2,81,137	Consultancy
147	Buro Engineers (India) Private Limited	0	6,56,000	98,400	5,57,600	Consultancy
148	C K Entertainments Private Limited	0	4,75,000	4,75,000	0	Consultancy
149	C R Narayana Rao Consultants Private Limited	10,64,454	3,44,579	83,466	13,25,567	Consultancy
150	Cadence Design Systems (India) Private Limited	0	6,00,000	2,86,500	3,13,500	Consultancy
151	Callington India Private Limited	11,85,030	2,31,000	1,03,950	13,12,080	Consultancy
152	Capgemini Technology Services India Limited	50,97,523	35,32,410	94,16,806	-7,61,050	Consultancy
153	CAPITAL ENGINEERING CONSULTANCY LLC	16,564	0	0	16,564	Consultancy
154	Carborundum Universal Limited	5,24,563	2,12,500	1,62,675	5,74,388	Consultancy
155	Casa Grande Grace Private Limited	81,604	0	81,064	540	Consultancy
156	Caterpillar India Engineering Solutions Private Limited	25,57,271	20,48,900	35,09,821	10,96,350	Consultancy
157	Central Government Postal Civil Division	5,40,000	0	5,40,000	0	Consultancy
158	Central Public Works Department Division No II Pondicherry	3,55,260	8,70,960	8,74,715	3,51,504	Consultancy
159	Central Public Works Department, KCD-1	0	6,75,000	1,85,828	4,89,172	Consultancy
160	Centre for Air Borne System	119	0	0	119	Consultancy
161	Centre for Artificial Intelligence and Robotics	13,096	17,07,175	17,27,175	-6,904	Consultancy
162	Centre for Development of Advanced Computing	12,59,613	20,000	6,88,588	5,91,025	Consultancy
163	Centre For Development Of Telematics	1,52,12,660	3,91,650	1,60,56,578	-4,52,267	Consultancy
164	Centre For Urbanization Buildings And Environment(Cube)	15,20,151	14,55,355	5,80,046	23,95,460	Consultancy
165	Ceratattva Innotech Private Limited	12,000	47,456	59,456	0	Consultancy
166	CG Power And Industrial Solutions Limited	20,30,583	3,40,000	71,000	22,99,583	Consultancy
167	ChemBioSens Private Limited	0	1,75,000	56,000	1,19,000	Consultancy
168	CHEMPLAST SANMAR LIMITED	16,98,325	33,20,000	18,75,814	31,42,511	Consultancy
169	Chendur Infrastructure Private Limited	0	2,00,000	30,000	1,70,000	Consultancy
170	Chennai Engineering Coating Company Private Limited	0	4,39,490	30,764	4,08,726	Consultancy
171	Chennai Labb	46,334	0	0	46,334	Consultancy
172	Chennai Metro Rail Limited	8,58,324	0	0	8,58,324	Consultancy
173	Chennai Metropolitan Development Authority	13,61,582	0	0	13,61,582	Consultancy
174	CHENNAI PETROLEUM CORPORATION LIMITED	50,97,334	1,42,03,940	1,50,95,042	42,06,232	Consultancy
175	Chennai Port Trust	28,06,366	72,73,900	38,77,224	62,03,042	Consultancy

S.No	Agency Name	Opening Balance	Receipts	Total Expenditure	Closing Balance	Project Type
176	Cherian Varkey Construction Company Private Limited	6,30,000	0	6,30,000	0	Consultancy
177	Chevron Technical Center	0	82,28,354	82,28,354	0	Consultancy
178	Chiang Ching Kuo Foundation	3,72,004	7,41,701	54,351	10,59,354	Consultancy
179	Chief Construction Engineer (R&D) Delhi	2,42,184	0	0	2,42,184	Consultancy
180	Chilika Development Authority	0	4,57,600	68,640	3,88,960	Consultancy
181	Chiratae ventures	634	0	0	634	Consultancy
182	Cholamandalam Investment And Finance Company Limited	25	1,83,75,000	1,59,29,442	24,45,583	Consultancy
183	CHV ENERGY TECH CO	46,630	0	0	46,630	Consultancy
184	Ciel ET Terre Solar Private Limited	3,43,050	7,50,000	1,63,758	9,29,292	Consultancy
185	Ciena	50,98,598	37,35,675	27,56,781	60,77,492	Consultancy
186	CITY UNION BANK LTD	34,55,699	0	14,87,158	19,68,541	Consultancy
187	Claritrics India Private Limited	8,96,403	0	0	8,96,403	Consultancy
188	Climate Imperative Foundation	0	18,46,72,867	4,65,72,339	13,81,00,528	Consultancy
189	Coastal Marine Construction & Engineering Limited	0	4,50,000	92,652	3,57,348	Consultancy
190	Cochin Port Authority	0	16,00,000	2,40,000	13,60,000	Consultancy
191	Cochin Shipyard Limited	18,46,080	89,71,757	56,96,166	51,21,672	Consultancy
192	Cognizant Foundation	23,28,954	40,00,000	60,41,559	2,87,395	Consultancy
193	Cognizant Technology Solutions India Pvt Ltd	6,20,943	0	1,20,000	5,00,943	Consultancy
194	Combat Vehicles Research and Development Establishment	8,30,550	60,63,153	36,78,360	32,15,343	Consultancy
195	Computer Age Management Services Private Limited	46,06,175	2,58,00,000	2,58,74,064	45,32,111	Consultancy
196	Conchem Labs LLP	0	1,00,000	7,000	93,000	Consultancy
197	Concrete Additives & Chemicals Private Limited	13,50,000	12,30,000	13,68,500	12,11,500	Consultancy
198	Confederation of Indian Industry	0	4,50,000	31,500	4,18,500	Consultancy
199	Construction and Design Services , UP Jal Nigam	5,951	0	0	5,951	Consultancy
200	Constructure Designs Private Limited	0	7,62,711	1,14,407	6,48,304	Consultancy
201	Contec Syndicate Private Limited	0	3,00,000	3,00,000	0	Consultancy
202	Conxai Technologies GmbH	30,000	0	0	30,000	Consultancy
203	Cookson India Private Limited	14,03,841	0	0	14,03,841	Consultancy
204	Cori Engineers Pvt. Ltd	2,29,553	0	1,26,990	1,02,563	Consultancy
205	Coromandel International Ltd.	5,22,905	67,200	5,90,104	1	Consultancy
206	Corporation Of Chennai	5,16,235	0	37,542	4,78,693	Consultancy
207	Corporation Of Chennai Storm Water Drainage Department	33,55,752	19,20,000	37,64,243	15,11,509	Consultancy
208	Council Of Scientific And Industrial Research	2,36,440	0	46,552	1,89,888	Consultancy
209	CRCI India Private Limited	1,800	0	0	1,800	Consultancy
210	Cube Highways Technologies Private Limited	5,61,728	75,000	5,80,106	56,622	Consultancy
211	CUMMINS INDIA LIMITED	4,00,949	0	0	4,00,949	Consultancy
212	Cummins Technologies India Private Limited	0	75,00,000	75,00,000	0	Consultancy
213	Curium Life Technologies LLP	4,500	0	0	4,500	Consultancy
214	Cyber Security Works Private Limited	0	1,19,400	0	1,19,400	Consultancy
215	CYGNI ENERGY PRIVATE LIMITED	1,94,69,170	0	1,94,69,170	0	Consultancy
216	D. J. Irvin Company LLC	4,00,162	0	31,169	3,68,993	Consultancy
217	D.K. and Associates	0	3,66,101	3,66,101	0	Consultancy
218	Daewoo-L&T JV	4,05,000	4,86,000	4,86,000	4,05,000	Consultancy
219	Daimler India Commercial Vehicles Private Limited	59,97,181	0	52,38,483	7,58,699	Consultancy
220	Dalmia Cement (Bharat) Limited	36,000	10,000	46,000	0	Consultancy

S.No	Agency Name	Opening Balance	Receipts	Total Expenditure	Closing Balance	Project Type
221	Dassault Aviation	17,05,013	27,02,891	24,76,010	19,31,894	Consultancy
222	Data Patterns (India) Limited	0	45,900	0	45,900	Consultancy
223	Datadirect Networks India Private Limited	0	18,00,000	90,000	17,10,000	Consultancy
224	DCW LIMITED	1,50,748	0	0	1,50,748	Consultancy
225	DEC Infrastructure & Projects (India) Private Limited	30,35,321	0	53,259	29,82,062	Consultancy
226	Deendayal Port Authority	21,42,875	2,41,93,850	94,42,369	1,68,94,356	Consultancy
227	Deendayal Port Trust	2,42,98,179	1,66,16,686	2,01,99,299	2,07,15,566	Consultancy
228	Deevin Seismic Systems Private Limited	0	14,11,200	0	14,11,200	Consultancy
229	Defence Bioengineering and Electromedical Laboratory	4,32,321	4,92,768	9,05,704	19,385	Consultancy
230	Defence Electronics Applications Lab	9,56,800	18,77,032	23,28,834	5,04,997	Consultancy
231	Defence Machinery Design Establishment	35,580	80,000	40,921	74,659	Consultancy
232	Defence Metallurgical Research Laboratory	41,88,563	44,53,643	70,52,350	15,89,856	Consultancy
233	Defence Research and Development Laboratory	23,38,437	28,11,072	33,51,636	17,97,873	Consultancy
234	Defence Research and Development Organisation	2,53,87,708	17,76,904	1,21,97,999	1,49,66,613	Consultancy
235	Defence Research Geoinformatics Establishment	12,79,449	6,61,966	11,20,660	8,20,755	Consultancy
236	Deloitte Touche Tohmatsu India LLP	8,10,000	90,000	7,91,530	1,08,470	Consultancy
237	Delphi-TVS Technologies	55,210	0	53,984	1,226	Consultancy
238	Department of Environment and Climate Change, Tamil Nadu	0	67,19,796	0	67,19,796	Consultancy
239	Department of Fisheries and Fishermen Welfare	7,77,917	33,50,000	22,02,945	19,24,972	Consultancy
240	Department Of Shipping Ministry Of Shipping Road Transport And Highways	54,48,427	59,56,901	43,41,137	70,64,192	Consultancy
241	Department of Telecommunications	0	1,00,000	94,000	6,000	Consultancy
242	Dept of Public Health and Preventive Medicine	28,998	0	0	28,998	Consultancy
243	Detect technologies private limited	0	75,794	75,794	0	Consultancy
244	Development Monitoring and Evaluation Office	0	10,95,897	4,19,910	6,75,987	Consultancy
245	Dewetron GMBH	1,21,887	0	1,21,887	0	Consultancy
246	DFE Pharma India LLP	1,73,568	0	0	1,73,568	Consultancy
247	DIAMONDBAY TECHNOLOGIES PRIVATE LIMITED	3,21,274	0	1,88,982	1,32,292	Consultancy
248	Directorate General of Lighthouses and Lightships	0	10,00,000	2,70,000	7,30,000	Consultancy
249	Disaster Management	5,94,621	0	5,94,621	0	Consultancy
250	Divi's Laboratories Limited	0	5,85,000	5,85,000	0	Consultancy
251	Division :III, Tamil Nadu Slum Clearance Board	19,729	0	0	19,729	Consultancy
252	DLF Limited	10,07,135	1,25,000	21,810	11,10,325	Consultancy
253	DMSRDE, KANPUR	-1,71,838	0	0	-1,71,838	Consultancy
254	Donors	14,13,79,644	11,52,63,990	16,72,58,692	8,93,84,942	Consultancy
255	Donors -Foreign	0	77,99,500	0	77,99,500	Consultancy
256	DOT IOT Technologies Private Limited	281	0	0	281	Consultancy
257	DP World Chennai	1,09,044	0	0	1,09,044	Consultancy
258	Dr.Giridar	8,871	0	0	8,871	Consultancy
259	Dr.Reddys Laboratories Ltd	2,01,557	0	0	2,01,557	Consultancy
260	Dreamsmiths Exim Private Limited	0	1,25,852	27,500	98,352	Consultancy
261	Dredging Corporation Of India Limited	8,02,080	1,47,84,000	85,42,047	70,44,033	Consultancy
262	Duke University	28,05,021	0	28,05,020	1	Consultancy

S.No	Agency Name	Opening Balance	Receipts	Total Expenditure	Closing Balance	Project Type
263	Dun and Bradstreet Technologies and Data Services Private Limited	20,87,490	30,00,000	48,08,870	2,78,620	Consultancy
264	Dvara Trust	0	2,67,000	2,67,000	0	Consultancy
265	Dynamic Prestress (I) Pvt Ltd	0	30,60,000	15,65,415	14,94,585	Consultancy
266	East Coast Concessions Private Limited	1,814	0	0	1,814	Consultancy
267	Easun-MR Tap Changers (P) Ltd	19,83,364	0	15,91,958	3,91,406	Consultancy
268	Eco Protection Engineers Private Limited	0	6,34,500	4,77,675	1,56,825	Consultancy
269	Economic Research Institute for ASEAN and East Asia (ERIA)	1,77,517	6,32,343	6,49,031	1,60,829	Consultancy
270	ECS Partners Limited	1,624	0	0	1,624	Consultancy
271	EKK Infrastructure Limited	2,70,000	7,50,000	7,46,038	2,73,962	Consultancy
272	Ekstep Foundation	13,21,81,292	10,00,00,000	11,29,72,853	11,92,08,438	Consultancy
273	Elan Limited	5,08,920	66,525	5,75,445	0	Consultancy
274	Electrodrive Powertrain Solutions Private Limited	8,35,893	0	7,96,200	39,693	Consultancy
275	Electrosteel Castings Limited	0	4,09,000	28,973	3,80,027	Consultancy
276	Elektrolites (Power) Private Limited	3,25,125	42,500	3,67,625	0	Consultancy
277	Elicius Energy Private Limited	3,39,856	0	4,86,239	-1,46,383	Consultancy
278	Elixir Electronics	4,068	0	0	4,068	Consultancy
279	Ellath Enterprises	0	6,00,000	1,14,567	4,85,433	Consultancy
280	Ellath Infrastructure Private Limited	0	3,20,000	3,03,000	17,000	Consultancy
281	EMD Electronic Instruments Limited	3,40,000	12,50,055	9,07,008	6,83,047	Consultancy
282	Emerald Haven Realty Developers (Paraniputhur) Private Limited	9,71,916	0	0	9,71,916	Consultancy
283	Employees State Insurance Corporation	0	8,60,515	2,02,625	6,57,890	Consultancy
284	Engineering Projects India Ltd	1,38,420	5,61,302	84,195	6,15,527	Consultancy
285	Engineers India Limited	19,89,267	7,97,250	9,39,032	18,47,485	Consultancy
286	Enphase Solar Energy Private Limited	0	8,85,600	8,01,468	84,132	Consultancy
287	Entrepreneurship Development And Innovation Institute	-28,690	0	0	-28,690	Consultancy
288	Environmental Defense Fund	0	31,28,868	27,99,970	3,28,898	Consultancy
289	EON Designers	2,08,909	0	0	2,08,909	Consultancy
290	Ericsson India Global Services Private Limited	5,69,001	1,87,31,250	13,11,188	1,79,89,063	Consultancy
291	Erode Textile Mill Private Limited	0	2,25,000	2,25,000	0	Consultancy
292	Ertha Energy	0	2,60,22,844	1,06,96,282	1,53,26,562	Consultancy
293	European University Institute	0	7,57,022	3,05,607	4,51,416	Consultancy
294	Everest Industries Limited	8,03,898	12,31,779	3,72,966	16,62,711	Consultancy
295	EW2WE Ecotechnologies Private Limited	-48,448	0	0	-48,448	Consultancy
296	EWAC ALLOYS LTD	47,500	0	0	47,500	Consultancy
297	Excelra Knowledge Solutions Private Limited	35,38,189	0	35,34,919	3,270	Consultancy
298	Executive Engineer	2,58,357	0	2,58,356	1	Consultancy
299	Executive Engineer Fishing Harbour Project Division Chennai	1,43,87,490	27,48,000	46,07,172	1,25,28,318	Consultancy
300	Executive Engineer Fishing Harbour Project Division Nagapattinam	25,82,166	38,11,862	38,79,848	25,14,180	Consultancy
301	Executive Engineer Foreshore Estate Division Tamilnadu Housing Board	47,907	0	0	47,907	Consultancy
302	Executive Engineer Roads And Buildings Kakinada	10,80,976	0	0	10,80,976	Consultancy
303	Executive Engineer, Fishery Engineering Division, Bhubaneswar	0	5,88,000	88,200	4,99,800	Consultancy
304	Executive Engineer, Drainage Division	1,22,819	0	1,22,819	1	Consultancy
305	EXICOM TELE-SYSTEMS LIMITED	39,20,000	0	39,20,000	0	Consultancy
306	EXIDE INDUSTRIES LIMITED	57,00,000	0	57,00,000	0	Consultancy
307	Exposome Private Limited	0	4,85,000	4,84,903	97	Consultancy

S.No	Agency Name	Opening Balance	Receipts	Total Expenditure	Closing Balance	Project Type
308	Express Infrastructure Private Limited	4,19,372	2,74,100	41,116	6,52,356	Consultancy
309	Exxon Mobil Research and Engineering Company	3,52,226	0	4,200	3,48,026	Consultancy
310	Fabex Steel Structures Private Limited	0	10,57,500	10,57,500	0	Consultancy
311	Facebook India Online Services Private Limited	48,10,060	32,52,000	7,33,051	73,29,009	Consultancy
312	Faiveley Transport Rail Technologies India Private Limited	1,46,000	0	30,000	1,16,000	Consultancy
313	Faraday Electricals Private Limited	0	3,70,000	3,70,000	0	Consultancy
314	Farakka-Raiganj Highways Limited	3,15,446	80,000	3,26,280	69,166	Consultancy
315	FBA Consulting India Private Limited	2,60,557	0	0	2,60,557	Consultancy
316	FCA Engineering India Private Limited	5,50,984	45,78,682	37,59,586	13,70,080	Consultancy
317	FEDERATION OF INDIAN CHAMBERS OF COMMERCE AND INDUSTRY (FICCI)	98,412	0	0	98,412	Consultancy
318	Fedex Corporate Services Inc	0	7,22,56,632	38,94,689	6,83,61,943	Consultancy
319	FIB-SOL Life Technologies Private Limited	0	3,57,898	1,00,211	2,57,687	Consultancy
320	Fidelity Business Services India Private Limited	3,10,872	87,500	11,376	3,86,996	Consultancy
321	FILT RED INDIA TECHNOLOGIES PRIVATE LIMITED	0	3,00,000	2,71,500	28,500	Consultancy
322	Fishery Engineering Division	24,81,391	37,10,340	60,91,731	1,00,000	Consultancy
323	Fishing Harbour Project Division	32,66,849	71,74,304	26,13,309	78,27,843	Consultancy
324	Fives Cail KCP Limited	3,00,298	6,27,000	2,37,842	6,89,456	Consultancy
325	Fleming Laboratories Limited	0	7,65,649	3,67,802	3,97,847	Consultancy
326	FLSMIDTH PRIVATE LIMITED	18,09,991	75,00,000	86,27,619	6,82,372	Consultancy
327	Fluid Hammer Consultancy Private Limited	18,12,811	7,50,000	4,27,831	21,34,980	Consultancy
328	Ford Motor Private Limited	0	28,56,000	18,02,328	10,53,672	Consultancy
329	Fortis Hospotel Limited	0	5,97,00,000	2,02,94,302	3,94,05,698	Consultancy
330	Fosroc Chemicals (India) Private Limited	0	20,00,000	4,68,641	15,31,359	Consultancy
331	Freshworks Inc	20,53,552	0	20,53,552	0	Consultancy
332	Fuji Electric Co Ltd	34,709	0	0	34,709	Consultancy
333	Fujita Engineering India Private Limited	0	15,000	15,000	0	Consultancy
334	Fullerton India Credit Company Limited	4,78,055	0	0	4,78,055	Consultancy
335	Futures First Info Services Private Limited	76,268	88,979	1,63,129	2,118	Consultancy
336	G. I. TECHNOLOGIES	15,240	0	0	15,240	Consultancy
337	GAIL India Limited	38,11,549	3,59,21,360	1,58,72,555	2,38,60,354	Consultancy
338	Galvano Track Solutions Private Limited	0	2,70,000	13,500	2,56,500	Consultancy
339	Garden Reach Shipbuilders & Engineers	11,74,550	58,640	12,33,189	1	Consultancy
340	Garrison Engineer	23,47,561	0	23,31,000	16,561	Consultancy
341	Garrison Engineer (I) (Cg) Chennai	21,85,898	15,74,400	8,89,340	28,70,958	Consultancy
342	GARRISON ENGINEER (I) PROJECT, RATNAGIRI	0	18,75,000	14,36,444	4,38,556	Consultancy
343	Garrison Engineer (Project) (Navy & Cost Guard)	0	22,32,000	14,20,949	8,11,051	Consultancy
344	Garrison Engineer [P] (N) Military Engineer Services	3,80,542	0	0	3,80,542	Consultancy
345	Garrison Engineer Naval Services Kochi	6,19,414	6,15,000	48,082	11,86,332	Consultancy
346	GARRISON ENGINEER NAVY	0	1,50,000	22,500	1,27,500	Consultancy
347	Garrison Engineer Tirunelveli	10,80,000	0	10,80,000	0	Consultancy
348	Garware Technical Fibres Limited	6,52,500	12,00,000	8,32,500	10,20,000	Consultancy
349	GAS AUTHORITY OF INDIA LIMITED	8,04,000	43,92,000	6,88,947	45,07,053	Consultancy
350	Gas Turbine Research Establishment	0	2,85,254	19,968	2,65,286	Consultancy
351	Gateway Terminals India Private Limited	0	19,00,000	9,24,313	9,75,687	Consultancy
352	GAVS Technology PVT LTD	34,450	62,93,749	53,30,699	9,97,500	Consultancy



S.No	Agency Name	Opening Balance	Receipts	Total Expenditure	Closing Balance	Project Type
353	Ge (1) (Nw) Fortkochi Velipost Kochi	14,33,856	10,160	14,44,016	0	Consultancy
354	GE BE Private Limited	0	6,58,437	32,922	6,25,515	Consultancy
355	Ge India Industrial Private Limited	36,55,446	0	22,41,297	14,14,149	Consultancy
356	GE India Technology Centre Pvt. Ltd.,	4,66,230	0	4,66,230	0	Consultancy
357	GE MAINTENANCE NAS ARAKKONAM	2,65,500	0	0	2,65,500	Consultancy
358	GE Oil and Gas India Private Limited	0	27,74,400	9,31,508	18,42,892	Consultancy
359	Ge T&D India Limited	19,73,350	79,500	1,26,999	19,25,851	Consultancy
360	General Insurance Corporation of India	66,69,364	0	63,74,865	2,94,499	Consultancy
361	Geo Marine solutions Private Limited	0	4,00,000	60,000	3,40,000	Consultancy
362	Geometry Construction Company	3,36,167	11,18,000	13,67,467	86,701	Consultancy
363	Geostructural Private Limited	11,57,984	0	10,27,580	1,30,403	Consultancy
364	German Corporation for International Co-operation	8,62,183	0	8,62,183	0	Consultancy
365	GHCL Limited	3,11,215	2,20,000	33,000	4,98,215	Consultancy
366	GITAA Private Limited	4,14,000	1,29,000	20,700	5,22,300	Consultancy
367	Gkn Aerospace Engine Systems India Private Limited	44,548	20,400	1,428	63,520	Consultancy
368	GKN Driveline (India) Limited	0	4,49,100	31,437	4,17,663	Consultancy
369	Glazing Society of India	7,48,298	21,58,033	23,49,603	5,56,728	Consultancy
370	Global Cement and Concrete Association	28,200	4,52,467	3,80,667	1,00,000	Consultancy
371	Global Mantra Innovations Private Limited	6,000	0	5,100	900	Consultancy
372	Global Pharma Healthcare Private limited	100	12,24,040	7,60,300	4,63,840	Consultancy
373	Globe Civil Projects Private Limited	0	4,68,000	4,68,000	0	Consultancy
374	Gmr Hyderabad International Airport Limited	1,29,661	0	1,29,661	0	Consultancy
375	Gnanam Institute For Training In Advanced Analytics Private Limited	11,67,772	10,36,300	15,40,631	6,63,441	Consultancy
376	Golden Energy Refineries	0	1,16,524	1,16,524	0	Consultancy
377	Google Research	40,127	0	27,271	12,856	Consultancy
378	Google Asia Pacific Private Limited	78,77,404	60,16,950	18,03,633	1,20,90,721	Consultancy
379	Google Ireland Limited	17,98,260	0	13,04,027	4,94,234	Consultancy
380	GOPALPUR PORTS LIMITED	13,30,626	21,52,500	26,89,708	7,93,418	Consultancy
381	Government of Punjab	98,98,067	1,74,03,992	2,72,15,322	86,737	Consultancy
382	GR Power Switchgear Limited	4,30,000	4,30,000	8,60,000	0	Consultancy
383	Grasko Solutions Private Limited	3,800	0	0	3,800	Consultancy
384	Greenstar Fertilizers Limited	5,40,000	14,48,400	14,89,685	4,98,715	Consultancy
385	GREENENVIRONMENT INNOVATION AND MARKETING INDIA PVT LTD	5,50,000	0	5,50,000	0	Consultancy
386	Grundfos Pumps India Private Limited	0	4,45,000	66,750	3,78,250	Consultancy
387	GSPC LNG LIMITED	6,49,041	14,95,000	15,27,785	6,16,256	Consultancy
388	Guavus Network Systems Private Limited	25,892	0	3,472	22,420	Consultancy
389	Gujarat Maritime Board	4,22,68,291	10,66,51,352	8,32,91,845	6,56,27,799	Consultancy
390	Gujarat Metro Rail Corporation (GMRC) Limited	4,45,000	1,20,000	5,65,000	0	Consultancy
391	Gujarat Themis Biosyn Limited	21,02,761	37,07,040	43,89,835	14,19,966	Consultancy
392	GYAN DATA PRIVATE LIMITED	16,99,075	4,00,000	20,000	20,79,075	Consultancy
393	H2next Private Limited	0	2,37,000	2,30,728	6,272	Consultancy
394	Hand In Hand India	0	1,23,750	0	1,23,750	Consultancy
395	Hanon Automotive Systems India Private Limited	11,11,711	10,26,062	1,89,832	19,47,941	Consultancy
396	Harambh Chemicals Private Limited	0	4,50,000	31,500	4,18,500	Consultancy
397	Harbour Engineering Department	2,85,385	0	4,126	2,81,259	Consultancy
398	Hari Shankar Singhania Elastomer and Tyre Research Institute	1,15,35,788	1,83,57,065	2,13,62,644	85,30,210	Consultancy

S.No	Agency Name	Opening Balance	Receipts	Total Expenditure	Closing Balance	Project Type
399	HaskoningDHV Consulting Private Limited	10,78,634	17,10,000	26,55,300	1,33,334	Consultancy
400	Hawe Hydraulics Private Limited	3,54,942	0	3,54,900	42	Consultancy
401	HCL Foundation	0	1,99,100	13,938	1,85,162	Consultancy
402	Head Digital Works Private Limited	3,34,230	0	0	3,34,230	Consultancy
403	Healthcare Skill Sector Council	90,000	10,000	99,831	169	Consultancy
404	Heavy Alloy Penetrator Project	-8,69,183	0	0	-8,69,183	Consultancy
405	Heavy Vehicles Factory	49,194	0	0	49,194	Consultancy
406	Heavy Vehicles Factory Avadi	0	8,15,456	4,01,161	4,14,295	Consultancy
407	Hella India Automotive Private Limited	11,93,681	0	10,94,885	98,796	Consultancy
408	Hermes I Tickets Pvt Ltd,	4,555	0	0	4,555	Consultancy
409	Hero Future Energies Private Limited	0	6,75,000	6,75,000	0	Consultancy
410	Hevea Rubber Technologies Private Limited	10,09,131	0	7,57,600	2,51,531	Consultancy
411	High Energy Materials Research Laboratory	26,045	6,66,805	6,07,126	85,724	Consultancy
412	High Speed Railways Innovation Center Trust	-66,504	69,40,000	26,90,308	41,83,188	Consultancy
413	Highways and Minor Ports (HF2) Department	0	6,66,400	4,33,320	2,33,080	Consultancy
414	Highways Department	1,17,236	34,30,000	19,65,417	15,81,819	Consultancy
415	Hindalco Industries Limited	8,593	0	0	8,593	Consultancy
416	Hinduja Leyland Finance	0	1,80,000	27,000	1,53,000	Consultancy
417	Hindustan Aeronautics Limited	8,30,236	19,13,696	7,23,843	20,20,089	Consultancy
418	Hindustan Marine Engineering Works	0	2,10,000	84,420	1,25,580	Consultancy
419	Hindustan Petroleum Corporation Limited	11,36,896	51,37,400	16,68,245	46,06,051	Consultancy
420	Hindustan Unilever Limited	7,44,074	41,30,019	23,58,754	25,15,339	Consultancy
421	Hitech Projects Private Limited	9,50,000	0	9,43,409	6,591	Consultancy
422	HLL Infra Tech Services Ltd	6,05,556	0	6,05,555	1	Consultancy
423	HMC MM Auto Limited	5,36,295	19,44,070	6,14,068	18,66,296	Consultancy
424	Holcim Innovation Center	3,13,169	5,51,329	4,08,334	4,56,164	Consultancy
425	Honeywell Technology Solutions Ltd.,	3,32,200	17,55,000	3,91,844	16,95,356	Consultancy
426	Hooghly Cochin Shipyard Limited	18,16,220	32,46,620	45,06,211	5,56,628	Consultancy
427	Hooghly Oil And Gas Terminal Private Limited	8,65,949	39,60,000	31,74,861	16,51,088	Consultancy
428	Housing Development Finance Corporation Limited	18,028	0	0	18,028	Consultancy
429	Howe Engineering Projects (India) Private Limited	0	4,62,034	4,62,033	1	Consultancy
430	HPR Construction	6,55,766	0	6,55,765	1	Consultancy
431	HQ Project Seabird	8,33,476	0	0	8,33,476	Consultancy
432	HUDCO Limited	2,04,490	0	0	2,04,490	Consultancy
433	Human Space flight Centre	0	44,22,600	27,37,950	16,84,650	Consultancy
434	Hyclone Life Sciences Solutions India Private Limited	26,84,944	0	26,84,863	81	Consultancy
435	Hydrapure Technologies Private Limited	0	3,80,000	26,600	3,53,400	Consultancy
436	Hydromaterials Private Limited	9,10,181	0	2,55,396	6,54,785	Consultancy
437	Hyperverge Technologies Private Limited	0	5,46,305	2,26,112	3,20,193	Consultancy
438	IBM India Private Limited	17,04,733	41,58,000	20,04,639	39,00,100	Consultancy
439	ICICI Home Finance Company Limited	25,00,000	25,00,000	49,97,370	2,630	Consultancy
440	Iec Fabchem Limited	10,32,790	0	10,32,790	0	Consultancy
441	Ielektron Technologies Engineering Private Limited	0	10,46,250	0	10,46,250	Consultancy
442	iFuture Globistic Enterprise Limited	5,00,000	0	4,52,290	47,710	Consultancy
443	IG REGISTRATION OFFICE, GOVERNMENT OF TAMILNADU	97,81,950	13,72,880	96,102	1,10,58,728	Consultancy



S.No	Agency Name	Opening Balance	Receipts	Total Expenditure	Closing Balance	Project Type
444	I-Hub Foundation For Cobotics	10,26,915	95,084	5,92,940	5,29,059	Consultancy
445	IISC Medical School Foundation	33,62,565	4,39,551	65,933	37,36,183	Consultancy
446	IIT Madras Research Park	9,53,132	11,50,000	9,39,975	11,63,157	Consultancy
447	IIT Madras Foundation	5,92,17,608	0	2,09,52,964	3,82,64,644	Consultancy
448	IITM Pravartak Technologies Foundation	83,18,351	8,99,153	83,21,206	8,96,298	Consultancy
449	IL&FS Tamilnadu Power Company Limited	0	10,80,000	8,23,105	2,56,895	Consultancy
450	IM Gears Private Limited	0	9,54,720	4,74,437	4,80,283	Consultancy
451	IMC Limited	64,381	0	64,380	1	Consultancy
452	In Covid Support FZE LLC	7,40,27,964	0	6,30,23,233	1,10,04,731	Consultancy
453	Indegene Private Limited	21,47,610	0	16,85,950	4,61,660	Consultancy
454	INDIA CEMENTS LIMITED	42,103	0	0	42,103	Consultancy
455	India Gateway Terminal Private Limited	12,49,889	23,00,000	35,49,889	1	Consultancy
456	India Ideas Com Limited	14,44,091	0	14,44,091	1	Consultancy
457	Indian Additives Limited	6,862	3,50,000	3,33,725	23,137	Consultancy
458	Indian Air Force	0	21,28,000	10,22,206	11,05,794	Consultancy
459	Indian Council for Cultural Relations	0	16,94,000	1,00,322	15,93,678	Consultancy
460	Indian Institute of Information Technology Design and Manufacturing - Kurnool	4,09,695	40,000	1,25,915	3,23,780	Consultancy
461	Indian Institute of Petroleum	3,31,240	10,40,130	2,68,110	11,03,260	Consultancy
462	Indian Institute Of Science	9,10,467	0	9,10,467	0	Consultancy
463	Indian Institute Of Technology Jammu	17,81,270	2,10,000	14,73,963	5,17,307	Consultancy
464	Indian Oil Corporation Limited	94,45,622	2,07,25,389	2,75,52,596	26,18,415	Consultancy
465	Indian Oil Corporation Limited, Kandla Foreshore Terminal	0	22,96,000	14,46,334	8,49,666	Consultancy
466	Indian Port Rail & Ropeway Corporation Limited	0	2,88,000	77,185	2,10,815	Consultancy
467	Indian Railways	8,29,790	0	0	8,29,790	Consultancy
468	Indira Gandhi Centre for Atomic Research	67,83,427	64,21,266	63,53,684	68,51,009	Consultancy
469	Indus Towers Limited	1,77,59,977	1,00,00,000	2,44,29,371	33,30,606	Consultancy
470	IndusInd bank	0	0	14,71,355	-14,71,355	Consultancy
471	Industrial Waste Management Association	0	34,000	5,100	28,900	Consultancy
472	Infineon Technologies Semiconductor India Private Limited	0	25,20,000	23,70,000	1,50,000	Consultancy
473	Infosys Limited	0	70,00,000	3,15,000	66,85,000	Consultancy
474	Initiative fur Neue Bildung e.V	9,58,915	19,88,381	15,80,042	13,67,254	Consultancy
475	Inland Waterways Authority of India	17,47,359	1,75,80,186	1,04,03,843	89,23,702	Consultancy
476	Inland Waterways Authority of India 14	0	90,00,000	40,94,317	49,05,683	Consultancy
477	Inspire Institute of Sport	10,66,460	1,18,644	9,91,411	1,93,693	Consultancy
478	Instruments Research and Development Establishment	42,66,246	46,44,203	17,98,589	71,11,860	Consultancy
479	Integrated Electric Company Private Limited	4,24,500	50,000	1,02,613	3,71,887	Consultancy
480	Intel Corporation	0	1,21,93,084	1,16,75,681	5,17,403	Consultancy
481	Interarch Building Products Private Limited	0	39,89,000	39,89,000	0	Consultancy
482	INTERNATIONAL CENTRE FOR AUTOMOTIVE TECHNOLOGY	72,749	0	3,00,000	-2,27,251	Consultancy
483	International Seaport Dredging Private Limited	0	29,25,640	1,46,281	27,79,359	Consultancy
484	Intertouch Metal Buildings Private Limited	0	3,18,696	0	3,18,696	Consultancy
485	Interview Kickstart LLP	12,50,000	0	12,50,000	0	Consultancy
486	IPL Products	0	11,05,000	1,82,391	9,22,609	Consultancy
487	Ircon International Limited	7,29,000	11,35,000	3,36,750	15,27,250	Consultancy

S.No	Agency Name	Opening Balance	Receipts	Total Expenditure	Closing Balance	Project Type
488	Irrigation Department Government of Kerala	25,25,719	40,18,000	10,03,166	55,40,553	Consultancy
489	ISMO Bio-Photonics Private Limited	82,000	1,18,000	56,000	1,44,000	Consultancy
490	ITD Cementation India Limited	7,12,000	1,60,000	2,64,000	6,08,000	Consultancy
491	J Mitra And Company Private Limited	25,01,052	0	21,97,101	3,03,951	Consultancy
492	J Paul Getty Trust	2,81,155	30,39,781	33,20,936	0	Consultancy
493	J.K. Fenner(India) Limited	9,76,516	0	9,62,970	13,546	Consultancy
494	Jain Housing	0	40,00,000	11,87,347	28,12,653	Consultancy
495	Jain Metal Rolling Mills	3,15,000	0	0	3,15,000	Consultancy
496	Jaipur Mahua Tollway Private Limited	13,712	0	0	13,712	Consultancy
497	Janvikas Trust	0	2,70,000	8,678	2,61,322	Consultancy
498	Jatan Constructions Private Limited	0	25,66,500	22,24,375	3,42,125	Consultancy
499	Jawaharlal Nehru Port Authority	52,55,679	2,40,98,500	1,08,99,255	1,84,54,924	Consultancy
500	Jawaharlal Nehru Port Trust	3,42,42,874	5,65,87,380	5,82,45,007	3,25,85,247	Consultancy
501	Jivass Technologies	20,000	0	0	20,000	Consultancy
502	Josmar Consulting Engineers	0	4,00,000	3,12,642	87,358	Consultancy
503	JSW JATADHAR MARINE SERVICES Pvt Ltd.	0	22,95,000	3,44,250	19,50,750	Consultancy
504	Jukshio Technology Innovation Private Limited	0	61,920	4,334	57,586	Consultancy
505	K Kumar Raja Projects Private Limited	500	0	0	500	Consultancy
506	K n K Infra	0	8,68,642	4,44,914	4,23,728	Consultancy
507	Kakinada SEZ Limited	3,82,500	50,000	4,31,715	785	Consultancy
508	Kalakshetra Foundation	0	35,000	5,250	29,750	Consultancy
509	Kaleidofin Private Limited	0	2,81,250	2,81,250	0	Consultancy
510	Kalinga Institute Of Industrial Technology	10,80,000	0	0	10,80,000	Consultancy
511	Kamarajar Port Limited	83,75,515	2,33,71,588	1,69,41,228	1,48,05,874	Consultancy
512	Kantar Analytics Practice, a unit of Firefly Market Research India Private Limited	2,37,500	0	0	2,37,500	Consultancy
513	KAPINDRA PRECISION ENGINEERING PRIVATE LIMITED	2,27,220	0	74,099	1,53,121	Consultancy
514	Karaikal Port Private Limited	5,72,382	0	0	5,72,382	Consultancy
515	Karkinos Healthcare Private Limited	1,15,56,587	18,23,800	1,15,68,009	18,12,378	Consultancy
516	Karlan Constructions LLP	0	11,06,910	3,15,175	7,91,735	Consultancy
517	Karnataka State Pollution Control Board	459	0	0	459	Consultancy
518	Kathmandu Institute of Applied Sciences	914	0	0	914	Consultancy
519	Kavin Engineering And Services Private Limited	4,63,250	0	0	4,63,250	Consultancy
520	KDDI Research Inc	5,75,960	0	5,75,960	0	Consultancy
521	KEC International Limited	24,75,000	0	0	24,75,000	Consultancy
522	Keller Ground Engineering India Private Limited	20,73,154	38,39,000	17,77,547	41,34,607	Consultancy
523	Kerala Infrastructure Investment Fund Board	5,56,173	86,04,992	14,07,276	77,53,889	Consultancy
524	Kerala Irrigation Infrastructure Development Corporation Limited	0	21,00,000	11,61,101	9,38,899	Consultancy
525	Kerala Khadi and Village Industries Board	2,06,251	4,00,000	5,71,951	34,300	Consultancy
526	Kerala Maritime Board	17,06,408	22,55,000	25,28,749	14,32,659	Consultancy
527	Kerala Road Fund Board	0	3,84,000	57,600	3,26,400	Consultancy
528	Kerala State Coastal Area Development Corporation Limited	22,35,764	3,36,720	7,26,450	18,46,034	Consultancy
529	Kerala State Electricity Board Limited	7,74,000	0	0	7,74,000	Consultancy
530	Kerala State Pollution Control Board	0	5,62,500	5,01,322	61,178	Consultancy

S.No	Agency Name	Opening Balance	Receipts	Total Expenditure	Closing Balance	Project Type
531	Kerala Transport Development Finance Corporation Limited	3,47,414	0	3,47,414	0	Consultancy
532	Keyem Infra Project Private Limited	2,73,375	2,85,000	5,58,375	0	Consultancy
533	Keysight Technologies International India Private Limited	0	45,00,000	12,45,596	32,54,404	Consultancy
534	Kineshia Robotics Private Limited	2,50,000	0	70,000	1,80,000	Consultancy
535	Kinetic Green Energy and Power Solutions Limited	8,52,444	0	8,52,444	0	Consultancy
536	Kirby Building Systems	1,73,913	0	56,000	1,17,913	Consultancy
537	KLA Corporation	1,96,28,988	82,91,021	7,38,389	2,71,81,620	Consultancy
538	KLA Tencor Corporation	28,57,142	0	28,364	28,28,778	Consultancy
539	Kluber Lubrication Munchen SE & CO.KG	5,33,354	24,93,962	2,32,859	27,94,458	Consultancy
540	KNR Constructions Limited	12,10,000	10,00,000	22,10,000	0	Consultancy
541	Kochi Metro Rail Limited	0	5,00,000	82,500	4,17,500	Consultancy
542	Kolkata Metro Rail Corporation Limited	15,98,471	9,00,000	2,35,000	22,63,471	Consultancy
543	Kolkata Port Trust	12,72,254	10,38,614	62,71,711	-39,60,843	Consultancy
544	Koneru Constructions Private Limited	0	30,09,490	28,22,424	1,87,066	Consultancy
545	Konkan Railway Corporation Ltd.	4,18,976	0	75,875	3,43,101	Consultancy
546	Kore Mool Limited	42,372	0	11,864	30,508	Consultancy
547	Kored Infratech private Limited	0	9,00,000	9,00,000	0	Consultancy
548	Kotak Mahindra Bank Limited	1,75,73,940	6,94,90,000	7,93,39,648	77,24,292	Consultancy
549	Kothari Sugars And Chemicals Limited	17,19,412	2,35,200	16,53,993	3,00,619	Consultancy
550	Kovai Medical Center and Hospital Limited	1,00,000	16,13,520	17,13,520	0	Consultancy
551	Krishna Conchem Product Private Limited	13,50,000	1,50,000	1,44,432	13,55,568	Consultancy
552	Krishna Innovation and Research Private Limited	1,63,131	1,01,694	1,63,131	1,01,694	Consultancy
553	Krishnagiri Thopur Toll Road Private Limited	0	60,00,000	3,00,000	57,00,000	Consultancy
554	Kutch Chemical Industries Limited	0	12,50,000	2,90,685	9,59,315	Consultancy
555	L & T Construction Water & Effluent Treatment IC	1,72,125	0	0	1,72,125	Consultancy
556	L and T Infrastructure Engineering Limited	2,00,000	70,000	2,70,000	0	Consultancy
557	L And T Limited, Construction Buildings And Factories	4,06,562	6,29,374	7,17,186	3,18,750	Consultancy
558	L And T Technology Services Limited	7,93,870	3,00,000	7,33,222	3,60,648	Consultancy
559	L&T Construction Water and Effluent Treatment IC	8,82,239	34,98,750	22,65,588	21,15,401	Consultancy
560	L&T Construction	10,49,292	6,75,000	8,94,555	8,29,737	Consultancy
561	L&T Construction Buildings & Factories	6,06,920	14,82,000	5,89,500	14,99,420	Consultancy
562	L&T Construction Heavy Civil Infrastruture	23,000	0	0	23,000	Consultancy
563	L&T Construction -Transportation Infrastructure IC	5,73,750	0	4,73,915	99,835	Consultancy
564	L&T Construction Water and Effluent Treatment IC	30,31,624	19,20,000	29,76,013	19,75,611	Consultancy
565	L&T Geo Structure Private Limited	12,51,054	20,85,000	18,28,491	15,07,563	Consultancy
566	L&T INFRASTRUCTURE DEVELOPMENT PROJECTS	20,00,000	0	20,00,000	0	Consultancy
567	L&T INFRASTRUCTURE ENGINEERING LIMITED	2,88,000	0	0	2,88,000	Consultancy
568	L&T TECHNOLOGY SERVICES LIMITED	0	55,00,000	52,25,000	2,75,000	Consultancy
569	Lafarge Centre De Recherche	5,94,086	21,83,049	18,76,686	9,00,449	Consultancy
570	Lakshmi Infrastructure & Developers India Private Limited	4,51,500	0	0	4,51,500	Consultancy

S.No	Agency Name	Opening Balance	Receipts	Total Expenditure	Closing Balance	Project Type
571	Lakshmi International Building Materials Private Limited	6,39,840	0	17,991	6,21,849	Consultancy
572	Lam Research Corporation	1,09,47,124	0	46,31,796	63,15,328	Consultancy
573	Lamco Industries Private Limited	6,74,576	0	6,74,576	0	Consultancy
574	Lansum Properties LLP	1,02,788	0	0	1,02,788	Consultancy
575	Larsen & Toubro Infotech Limited	37,86,761	0	19,73,740	18,13,021	Consultancy
576	Larsen & Toubro Limited	2,23,50,797	2,40,97,938	1,61,27,268	3,03,21,467	Consultancy
577	Larsen & Toubro Limited Construction	23,24,445	10,41,650	22,52,917	11,13,178	Consultancy
578	Larsen & Toubro Limited- Construction- Heavy Civil Infrastructure	54,01,052	54,73,230	61,62,858	47,11,423	Consultancy
579	Larsen and Toubro Limited Infastructure Vertical	36,23,338	0	26,55,000	9,68,338	Consultancy
580	Laser Science Services India Private Limited	2,516	0	2,473	43	Consultancy
581	Learning Links Foundation	8,95,703	1,04,110	9,57,131	42,682	Consultancy
582	Lendi Associates	0	3,00,000	45,000	2,55,000	Consultancy
583	Lennox India Technology Centre Private Limited	2,51,100	12,18,550	9,55,139	5,14,511	Consultancy
584	LG SOFT INDIA PRIVATE LIMITED	0	40,00,000	0	40,00,000	Consultancy
585	Liquid Propulsion Systems Centre	0	3,92,000	2,92,228	99,772	Consultancy
586	Inductotherm (India) Pvt Ltd	20,10,291	0	7,23,263	12,87,028	Consultancy
587	LNG Alliance Private Limited	8,26,374	0	0	8,26,374	Consultancy
588	LTIMindTree Limited	62,94,033	0	0	62,94,033	Consultancy
589	Lustre Engineering Corporation	1	27,000	27,000	1	Consultancy
590	M Mohandoss	0	2,20,877	33,132	1,87,745	Consultancy
591	M S General Insurance Company Ltd	61,308	0	61,308	0	Consultancy
592	M S Tools And Mfg Company Private Limited	7,07,757	0	2,75,899	4,31,859	Consultancy
593	M/s Design Excellence Pvt. Ltd	9,00,000	0	0	9,00,000	Consultancy
594	M/s Guptha Infra Venture and Construction Private Limited	1,46,903	0	1,46,903	0	Consultancy
595	M/s Hooghly Cochin Shipyard Limited	2,24,618	0	0	2,24,618	Consultancy
596	M/s Horizons Industrial Development Co.LLC	6,52,449	0	0	6,52,449	Consultancy
597	M/s Indian Institute of Management Tiruchirappalli	76,643	0	0	76,643	Consultancy
598	M/s Indian Institute of Technology Tirupati	1,00,000	0	1,00,000	0	Consultancy
599	M/s Kitco Ltd	4,90,625	0	1,00,000	3,90,625	Consultancy
600	M/s Perungudi Real Estates Private Limited	40,44,198	0	0	40,44,198	Consultancy
601	M/s Rail Vikas Nigam Limited, Vijayawada	7,17,250	0	0	7,17,250	Consultancy
602	M/s Shapoorji Pallonji and Company Pvt. Ltd	17,95,452	0	12,45,452	5,50,000	Consultancy
603	M/s Starworth Infrastructure & Construction Limited	5,00,000	0	4,99,999	1	Consultancy
604	M/s. Verizon Data Services India Pvt Ltd	7,09,582	0	5,93,540	1,16,042	Consultancy
605	Maccaferri Environmental Solutions Private Limited	1,83,882	0	0	1,83,882	Consultancy
606	Machilipatnam Port Development Corporation Limited	4,08,000	0	0	4,08,000	Consultancy
607	Madras Engineering Industries Private Limited	55,97,881	44,03,961	34,81,682	65,20,160	Consultancy
608	Madras Metropolitan Water Supply and Sewerge Board	0	31,020	2,169	28,851	Consultancy
609	Madras Rubber Factory	0	97,50,000	12,12,807	85,37,193	Consultancy
610	Madurai City Municipal Corporation	3,021	0	0	3,021	Consultancy
611	Madurai Corporation	7,18,644	0	1,07,796	6,10,848	Consultancy

S.No	Agency Name	Opening Balance	Receipts	Total Expenditure	Closing Balance	Project Type
612	Maharashtra Industrial Development Corporation	0	10,50,000	1,91,835	8,58,165	Consultancy
613	Maharashtra Maritime Board	29,73,474	28,50,000	58,23,474	0	Consultancy
614	Mahindra & Mahindra Ltd.	4,85,281	0	0	4,85,281	Consultancy
615	Mahindra Consulting Engineers Limited	5,000	0	5,000	0	Consultancy
616	Mahindra Electric Automobile Limited	0	17,73,330	2,67,133	15,06,197	Consultancy
617	Mahindra Electric Mobility Limited	5,740	0	0	5,740	Consultancy
618	Mahindra Residential Developers Limited	28,750	0	28,750	0	Consultancy
619	Mahindra World City Developers Limited	0	25,000	1,752	23,248	Consultancy
620	Mahindra World school educational Trust	4,05,000	0	0	4,05,000	Consultancy
621	Mahua Bharatpur Expressways Limited	0	5,40,000	1,01,000	4,39,000	Consultancy
622	Malabar International Ports and SEZ Limited	17,80,700	0	17,80,700	0	Consultancy
623	Manali Petrochemicals Limited	5,20,130	0	5,02,190	17,940	Consultancy
624	Manatec Electronics Private Limited	1,77,032	2,70,200	4,21,566	25,666	Consultancy
625	Maruti Suzuki India Limited	10,02,316	5,49,360	14,55,807	95,869	Consultancy
626	Maschinenfabrik Reinhausen	43,01,077	0	39,39,672	3,61,405	Consultancy
627	Mastek Engineering Private Limited	1,71,140	0	1,71,140	0	Consultancy
628	Mazagon Dock Ship Builders Limited	44,61,139	5,43,813	43,45,799	6,59,152	Consultancy
629	Measured Inc	34,81,945	50,17,888	28,92,777	56,07,056	Consultancy
630	Meera Lasers Solution Private Limited	2,37,493	33,900	1,77,374	94,019	Consultancy
631	Megawatt Solutions Private Limited	0	9,42,000	77,690	8,64,310	Consultancy
632	Megha Engineering And Infrastructures Limited	4,95,000	12,75,000	10,05,000	7,65,000	Consultancy
633	MEHTA & PADAMSEY INSURANCE SURVEYORS & LOSS ASSESSORS PRIVATE LIMITED	2,78,868	30,000	4,500	3,04,368	Consultancy
634	Meka Infrastructure Private Limited	1,76,400	0	0	1,76,400	Consultancy
635	Merai Newage Private Limited	0	27,90,000	0	27,90,000	Consultancy
636	Mercedes Benz Research and Development India Private Limited	0	10,00,000	0	10,00,000	Consultancy
637	Meril Healthcare Private Limited	0	78,400	3,920	74,480	Consultancy
638	Metal Scope (India) Private Limited	10,52,490	11,40,372	6,36,646	15,56,216	Consultancy
639	MICROMATIC GRINDING TECHNOLOGIES LIMITED	9,50,000	0	2,91,200	6,58,800	Consultancy
640	Microsoft Corporation India Private Limited	19,67,074	0	0	19,67,074	Consultancy
641	Microsoft Research Lab India Private Limited	1,60,51,582	18,60,000	64,61,435	1,14,50,147	Consultancy
642	Midas Communication Technology	55,72,242	0	55,72,242	0	Consultancy
643	Military College of Telecommunication Engineering, MHOW	1,76,50,534	1,61,01,694	3,32,57,294	4,94,934	Consultancy
644	Military Engineer Services	0	2,01,643	30,246	1,71,397	Consultancy
645	Mindtree Limited	23,75,000	0	0	23,75,000	Consultancy
646	Ministry of Coal	24,58,010	0	25,16,074	0	Consultancy
647	Ministry of Defence	18,83,279	12,22,542	15,23,858	15,81,963	Consultancy
648	Ministry of Environment and Forests	56,995	0	0	56,995	Consultancy
649	Ministry of External Affairs	23,294	43,00,000	16,72,500	26,50,794	Consultancy
650	Ministry of Ports, Shipping and Waterways	0	42,24,000	0	42,24,000	Consultancy
651	Ministry of Road Transport and Highways	15,84,43,671	0	1,08,78,441	14,75,65,230	Consultancy
652	Ministry of Shipping	6,00,000	5,00,000	6,75,000	4,25,000	Consultancy
653	Minwool Rock Fibres Ltd.,	10,47,314	0	0	10,47,314	Consultancy
654	Mistral Solutions Private Limited	0	25,00,000	18,35,497	6,64,503	Consultancy
655	Mitra Industries Private Limited	23,75,000	0	23,75,000	0	Consultancy

S.No	Agency Name	Opening Balance	Receipts	Total Expenditure	Closing Balance	Project Type
656	MM S.P.A	0	31,50,000	5,68,888	25,81,112	Consultancy
657	MNU Consultants Private Limited	4,45,961	4,70,000	5,33,461	3,82,500	Consultancy
658	Modine Thermal Systems Private Limited	0	2,94,000	21,199	2,72,801	Consultancy
659	MoEVing Urban Technologies Private Limited	21,813	27,000	1,890	46,923	Consultancy
660	Mojo Networks Private Limited	5,46,139	0	0	5,46,139	Consultancy
661	MORMUGAO PORT TRUST	15,45,007	2,70,000	3,98,727	14,16,280	Consultancy
662	Mphasis F1 Foundation	2,66,97,813	4,16,00,000	2,59,14,603	4,23,83,211	Consultancy
663	MPM Private Limited	2,08,750	1,11,600	1,67,400	1,52,950	Consultancy
664	MRF limited	8,40,757	0	4,59,384	3,81,373	Consultancy
665	MTAR Technologies Limited	0	7,24,316	4,65,456	2,58,860	Consultancy
666	Mumbai Port Authority	0	13,50,000	2,44,313	11,05,687	Consultancy
667	Mumbai Port Trust	54,71,394	46,15,000	44,37,759	56,48,635	Consultancy
668	Mumbai Waste Management Limited	2,15,000	0	2,15,000	0	Consultancy
669	Municipal Corporation Kakinada	56,013	0	0	56,013	Consultancy
670	MUNICIPAL CORPORATION TIRUPATI	1,22,582	0	0	1,22,582	Consultancy
671	MYK Laticrete India Private Limited	0	3,37,500	65,067	2,72,433	Consultancy
672	N A M Expressway Limited	2,65,683	50,000	3,15,682	0	Consultancy
673	N DOT Dorwin Facade Solutions Private Limited	0	2,50,000	2,50,000	0	Consultancy
674	Nagarro Software Private Limited	0	80,00,000	77,25,715	2,74,285	Consultancy
675	Nanda & Associates Architects	0	4,18,750	3,47,563	71,187	Consultancy
676	Nandanbala Commercials Private Limited	4,50,000	50,000	4,57,500	42,500	Consultancy
677	Nanyang Technological University	0	40,33,890	4,42,774	35,91,116	Consultancy
678	Natesan Synchrocones Private Limited	23,04,000	0	23,04,000	0	Consultancy
679	National Academy of Customs Indirect Taxes and Narcotics	0	11,25,90,160	6,56,65,600	4,69,24,560	Consultancy
680	National Centre For Coastal Research	20,31,361	51,57,182	21,08,303	50,80,240	Consultancy
681	National Centre for Communication Security	0	1,59,48,000	1,59,47,999	1	Consultancy
682	National Company of Telecommunication and Information Services	2,45,02,835	0	28,68,522	2,16,34,314	Consultancy
683	National Engineering Industries Limited	0	7,18,222	1,38,892	5,79,330	Consultancy
684	National High Speed Rail Corporation Limited	54,76,240	1,51,02,500	57,26,693	1,48,52,047	Consultancy
685	National Highways	33,306	0	33,306	0	Consultancy
686	National Institute Of Ocean Technology	8,24,78,223	3,22,86,860	2,02,18,245	9,45,46,839	Consultancy
687	National Institute of Technology Calicut	5,12,998	20,000	0	5,32,998	Consultancy
688	National Physical & Oceanographic Laboratory	10,05,850	0	5,12,992	4,92,858	Consultancy
689	National Stock Exchange Foundation	199	0	0	199	Consultancy
690	National Stock Exchange of India Limited	51,43,898	1,55,90,650	1,85,04,046	22,30,502	Consultancy
691	National Technical Research Organisation	1,00,910	84,746	62,781	1,31,370	Consultancy
692	National Thermal Power Corporation	89,366	13,50,000	14,39,365	1	Consultancy
693	Naval Materials Research Laboratory	15,47,606	1,22,034	16,43,501	26,139	Consultancy
694	Naval Science & Technology Laboratory	3,38,590	0	0	3,38,590	Consultancy
695	Navayuga Engineering Company Limited	17,23,584	39,06,186	23,22,182	33,07,588	Consultancy
696	Navin Housing and Properties Private Limited	16,67,252	0	16,67,252	0	Consultancy
697	Navisha Properties Private Limited	0	9,00,000	8,23,500	76,500	Consultancy
698	Navoday Sciences Private Limited	4,14,484	1,65,000	5,70,362	9,122	Consultancy

S.No	Agency Name	Opening Balance	Receipts	Total Expenditure	Closing Balance	Project Type
699	Navy	3,06,000	0	0	3,06,000	Consultancy
700	NBCC (INDIA) LIMITED	21,07,989	6,85,103	16,78,590	11,14,502	Consultancy
701	NCC Limited	9,78,045	0	8,07,829	1,70,216	Consultancy
702	NDT Technologies Private Limited	0	49,500	49,500	0	Consultancy
703	Nefab India Private Limited	0	4,21,200	4,21,200	0	Consultancy
704	Neomotion Assistive Solutions Private Limited	10,59,973	7,37,775	4,91,620	13,06,128	Consultancy
705	New Life Assembly Of God Community	10,80,000	0	0	10,80,000	Consultancy
706	New Mangalore Port Authority	0	0	43,16,545	-43,16,545	Consultancy
707	New Mangalore Port Trust	47,85,632	1,43,95,320	56,86,972	1,34,93,980	Consultancy
708	New Venture Fund	73,51,638	0	45,96,025	27,55,613	Consultancy
709	Neyveli Lignite Corporaton India Limited	16,75,226	0	14,88,488	1,86,738	Consultancy
710	Nhava Sheva Distribution Terminal Private Limited	0	98,10,000	67,08,080	31,01,920	Consultancy
711	NIIF Infrastructure Finance Limited	0	30,03,000	6,83,479	23,19,521	Consultancy
712	Nims University Rajasthan, Jaipur	10,16,949	50,84,745	61,01,694	0	Consultancy
713	NITTA GELATIN INDIA LIMITED	63,514	0	0	63,514	Consultancy
714	NK INFRA JV	1	6,000	6,000	1	Consultancy
715	NLC India Limited	31,506	0	0	31,506	Consultancy
716	Nmsworks Software Private Limited	2,37,500	9,600	5,800	2,41,300	Consultancy
717	NOCIL Limited	10,31,244	10,58,615	19,61,037	1,28,822	Consultancy
718	Norinco Private Limited	1,23,541	49,200	3,444	1,69,297	Consultancy
719	Norwegian University of Science and Technology (NTNU)	4,52,010	27,58,499	29,97,347	2,13,162	Consultancy
720	NOV Intervention and Stimulation Equipment	66,72,199	16,36,131	83,08,330	0	Consultancy
721	Nov Process and Flow Technologies AS	0	76,07,556	8,78,287	67,29,269	Consultancy
722	Nova Engineering Service LLP	0	3,00,000	3,00,000	0	Consultancy
723	Novarius Global (India) Private Limited	0	22,50,000	16,68,741	5,81,259	Consultancy
724	Novus Green Energy Systems Limited	5,55,131	0	5,55,130	1	Consultancy
725	NTPC Limited	-6,69,015	10,79,406	19,64,942	-15,54,551	Consultancy
726	NTPC Green Energy Limited	0	17,60,000	0	17,60,000	Consultancy
727	NXP Semiconductors Netherlands B.V.	17,83,538	0	17,83,538	0	Consultancy
728	Ocean Lifespaces India Private Limited	12,92,214	0	12,92,214	0	Consultancy
729	Ocwen Financial Solutions Private Limited	0	12,25,000	11,61,000	64,000	Consultancy
730	ODISHA POWER GENERATION CORPORATION LIMITED	21,44,300	6,30,000	27,74,300	0	Consultancy
731	Odisha Tourism Development Corporation Limited	4,00,505	0	0	4,00,505	Consultancy
732	Office Of The Commissioner Of Police Chennai City	2,21,400	0	0	2,21,400	Consultancy
733	Office of the executive engineer	0	9,30,280	9,30,280	0	Consultancy
734	Office Of The Executive Engineer R And B National Highways Kadapa	4,50,000	0	0	4,50,000	Consultancy
735	Oil and Natural Gas Commission	4,63,910	0	-3,34,776	7,98,686	Consultancy
736	Oil and Natural Gas Corporation Limited	17,74,352	85,54,499	70,76,194	32,52,657	Consultancy
737	Oiltech Group of companies	2,44,515	0	0	2,44,515	Consultancy
738	Ola Electric Technologies Private Limited	2,23,200	0	12,222	2,10,978	Consultancy
739	Olympia Merlin Developers Private Limited	8,10,000	0	0	8,10,000	Consultancy
740	ONGC Energy Centre Trust	-1,68,251	68,70,600	0	67,02,349	Consultancy
741	Online Solutions (Imaginig) Private Limited	0	4,00,000	4,00,000	0	Consultancy
742	Onu Technology Incorporation	5,433	0	0	5,433	Consultancy
743	Ooze Architects	9,01,578	0	2,28,000	6,73,578	Consultancy



S.No	Agency Name	Opening Balance	Receipts	Total Expenditure	Closing Balance	Project Type
744	Ordnance Development Centre, Ordnance Factory Kanpur	2,69,882	0	0	2,69,882	Consultancy
745	Ordnance Factory Badmal (MUNITIONS INDIA LIMITED)	0	4,23,29,277	33,98,336	3,89,30,941	Consultancy
746	Ordnance Factory Khmaria	0	0	19,91,208	-19,91,208	Consultancy
747	OVIS Equipments Private Limited	0	1,87,500	28,965	1,58,535	Consultancy
748	Pacific Consultants Corporation Limited	0	12,30,023	1,21,489	11,08,534	Consultancy
749	Pan Alumni Leadership Series - IITM ACT	97,750	0	0	97,750	Consultancy
750	Paques Environmental Technology India Private Limited	6,74,820	9,18,504	1,16,780	14,76,544	Consultancy
751	Paradip Port Authority	0	24,55,876	11,86,896	12,68,980	Consultancy
752	PARADIP PORT TRUST	93,79,994	1,10,76,106	1,13,31,034	91,25,065	Consultancy
753	Patil Rail Infrastructure Private Limited	0	5,00,000	0	5,00,000	Consultancy
754	Paypal India Private Limited	2,37,500	8,950	8,950	2,37,500	Consultancy
755	PB JURUTERA SDN BHD	8,26,203	8,77,906	12,63,894	4,40,215	Consultancy
756	PDSVISION (INDIA) PRIVATE LIMITED	0	10,90,000	4,90,425	5,99,575	Consultancy
757	Pennar Industries Limited	0	2,20,338	33,051	1,87,287	Consultancy
758	Pentair Water India Private Limited	1,34,969	1,76,800	1,38,520	1,73,249	Consultancy
759	Petro6 Engineering and Construction Private Limited	54,10,000	23,28,000	68,69,600	8,68,400	Consultancy
760	Pfizer Healthcare India Private Limited	18,54,920	1,24,75,359	47,58,858	95,71,421	Consultancy
761	Pfizer Inc	0	33,60,912	2,37,034	31,23,878	Consultancy
762	Philips India Ltd	19	0	0	19	Consultancy
763	PICL (India) Private Limited	10,52,884	0	7,12,372	3,40,512	Consultancy
764	PKM Metal Buildings Company Private Limited	3,60,169	0	3,60,169	0	Consultancy
765	PManifold Business Solutions Private Limited	0	14,62,500	11,96,821	2,65,679	Consultancy
766	Port Department	3,45,841	3,78,00,000	1,56,31,081	2,25,14,760	Consultancy
767	Port Management Board	0	9,56,400	7,57,025	1,99,375	Consultancy
768	Portescap India Private Limited	25,18,215	47,00,000	29,54,809	42,63,405	Consultancy
769	Ports and Inland water transport	5,040	49,08,250	11,43,438	37,69,852	Consultancy
770	Postal Civil Division Manacaud	90,000	0	0	90,000	Consultancy
771	Power Press Engineers India Private Limited	1,37,700	0	1,37,700	0	Consultancy
772	Prasar Bharati Broadcasting Corporation Of India	7,20,000	1,00,000	7,000	8,13,000	Consultancy
773	Pratham Books	0	3,45,509	24,186	3,21,323	Consultancy
774	Prathmesh Construction	0	80,000	80,000	0	Consultancy
775	Pratiksha Trust	9,38,257	77,27,500	64,38,656	22,27,102	Consultancy
776	Prazim Trading and Investment company private Limited	0	9,00,00,000	15,00,000	8,85,00,000	Consultancy
777	Precast India Infrastructures Private Limited	0	19,00,000	2,86,556	16,13,444	Consultancy
778	Predictive Energy Instruments Private Limited	71,407	1,40,000	1,14,730	96,677	Consultancy
779	Preetech	4,43,796	0	4,43,796	0	Consultancy
780	Proclaim Insurance Surveyors and Loss Assessors Private Limited	4,50,000	0	4,50,000	0	Consultancy
781	Project Office District Rural Development Agency	40,36,770	0	2,63,054	37,73,716	Consultancy
782	Project Officer Department Of Fisheries And Fishermen Welfare	0	30,00,000	0	30,00,000	Consultancy
783	Prosift Enterprises Private Limited	0	3,00,000	75,000	2,25,000	Consultancy
784	PTK Project Consultants LLP	6,86,466	0	0	6,86,466	Consultancy
785	Public Health Engineering Directorate	6,63,637	0	0	6,63,637	Consultancy
786	Public Works Department	37,27,630	27,91,500	30,72,486	34,46,644	Consultancy



S.No	Agency Name	Opening Balance	Receipts	Total Expenditure	Closing Balance	Project Type
787	Public Works Department Division B & R (Central)	0	24,00,000	13,86,675	10,13,325	Consultancy
788	Purdue University	0	16,87,605	3,69,602	13,18,003	Consultancy
789	Qualcomm India Private limited.	16,949	0	0	16,949	Consultancy
790	Qualcomm Technologies Inc	59,28,012	70,02,245	51,57,434	77,72,823	Consultancy
791	QUANFLUENCE PRIVATE LIMITED	0	53,90,000	0	53,90,000	Consultancy
792	Quick Builders	0	3,28,000	3,28,000	0	Consultancy
793	QuNu Labs Private Limited	7,50,000	0	0	7,50,000	Consultancy
794	QwikChip Technologies Private Limited	1,35,000	9,60,000	55,500	10,39,500	Consultancy
795	R N Peb Services LLP	0	4,86,180	72,927	4,13,253	Consultancy
796	Radheshyam Agrawal	3,00,000	0	3,00,000	0	Consultancy
797	Rail and Development Authority	9,15,512	13,05,360	22,20,872	0	Consultancy
798	Rail Vikas Nigam Limited	84,37,749	1,08,18,550	1,15,37,648	77,18,650	Consultancy
799	Rail Vikas Nigam Limited, Vijayawada	6,30,000	0	0	6,30,000	Consultancy
800	RAJDEEP DIGITAL PRINTS LLP	0	2,54,236	17,797	2,36,439	Consultancy
801	Rajiv Gandhi National Institute of Youth Development	1,02,053	0	0	1,02,053	Consultancy
802	Rajparis Civil Constructions Limited	67,500	0	67,500	0	Consultancy
803	RAMKY ENERGY AND ENVIRONMENT LIMITED	13,46,065	0	8,40,486	5,05,579	Consultancy
804	RANE NSK STEERING SYSTEMS PRIVATE LIMITED	13,069	1,27,500	1,25,002	15,567	Consultancy
805	Rank Projects and Development Private Limited	2,12,560	12,89,957	2,14,553	12,87,964	Consultancy
806	RATHI AEROSPACE LABS PRIVATE LIMITED	5,273	0	0	5,273	Consultancy
807	Ratilal Bhagwandas Construction Company	2,81,250	31,250	51,562	2,60,938	Consultancy
808	RCI Hyderabad	61,39,836	0	14,54,790	46,85,046	Consultancy
809	RDS-CVCC (JV)	2,70,000	0	0	2,70,000	Consultancy
810	RE Sustainability IWM Solutions Limited	37,43,513	21,32,414	40,19,896	18,56,031	Consultancy
811	Redi Port Limited	17,99,246	0	17,99,246	0	Consultancy
812	RELIANCE INDUSTRIES LIMITED	30,70,499	10,42,146	35,15,873	5,96,773	Consultancy
813	Reliance New Solar Energy Limited	1,46,70,219	3,00,000	1,69,70,219	-20,00,000	Consultancy
814	Renaatus Projects Private Limited	0	5,40,000	81,000	4,59,000	Consultancy
815	Renault Nissan Technology & Business Centre India Private Limited	7,50,150	90,86,829	96,35,129	2,01,850	Consultancy
816	Rensol Power Private Limited	0	1,00,000	7,000	93,000	Consultancy
817	Research & Development Establishment (Engineers)	0	22,37,287	12,28,700	10,08,587	Consultancy
818	Research Designs & Standards Organization	3,82,65,200	8,47,876	1,60,39,756	2,30,73,320	Consultancy
819	Reynolds Pens India Private Limited	2,77,509	4,71,249	7,48,758	1	Consultancy
820	Ricovr Healthcare Inc	482	11,27,957	0	11,28,439	Consultancy
821	rites Limited	1,52,83,604	71,82,000	2,11,32,513	13,33,092	Consultancy
822	RKEC Projects Limited	0	2,00,000	30,000	1,70,000	Consultancy
823	RM Tulpule Charitable Trust (RMTCT)	0	21,85,000	12,85,375	8,99,625	Consultancy
824	Roads And Bridges Development Corporation Of Kerala Limited	0	17,00,000	13,21,540	3,78,460	Consultancy
825	ROBERT BOSCH ENGINEERING AND BUSINESS SOLUTIONS PRIVATE LIMITED	4,43,24,792	0	1,23,02,436	3,20,22,356	Consultancy
826	ROCKEIRA ENGINEERING PRIVATE LIMITED	0	4,50,000	67,500	3,82,500	Consultancy
827	Royal Enfield (A Unit of Eicher Motors Ltd.)	0	1,52,538	1,52,538	0	Consultancy
828	Royal Infraconstru Limited	1,80,000	0	0	1,80,000	Consultancy
829	RSP Design Consultants (India) Private Limited	20,25,000	0	20,25,000	0	Consultancy

S.No	Agency Name	Opening Balance	Receipts	Total Expenditure	Closing Balance	Project Type
830	RSPL Limited	1,000	0	1,000	0	Consultancy
831	Rubber Board	1,09,836	0	0	1,09,836	Consultancy
832	S & S Power Switchgear Equipment Limited	0	3,00,000	45,000	2,55,000	Consultancy
833	S P Singla Constructions Private Limited	0	4,50,000	67,500	3,82,500	Consultancy
834	S S Machine Fab	24,259	0	24,259	0	Consultancy
835	Sabre Travel Technologies Private Limited	0	40,00,000	0	40,00,000	Consultancy
836	Safeway Dredging Enterprises	2,69,948	0	0	2,69,948	Consultancy
837	SAI Consulting Engineers Private Limited	2,70,001	0	2,70,001	0	Consultancy
838	Sai Pet Preforms	1,50,784	10,39,322	9,74,983	2,15,122	Consultancy
839	Saint - Gobain India Private Limited	76,000	53,46,427	34,12,246	20,10,181	Consultancy
840	SAINT - GOBAIN INDIA PRIVATE LIMITED-SEKURIT BUSINESS	9,02,500	0	0	9,02,500	Consultancy
841	Saint - Gobain Research India Limited	1,48,107	11,55,240	10,37,896	2,65,451	Consultancy
842	SAINT GOBAIN INDIA PRIVATE LIMITED (RESEARCH & DEVELOPMENT)	1,90,69,021	84,27,210	1,27,60,664	1,47,35,567	Consultancy
843	Saint Gobain Research India Limited	0	6,01,680	2,86,612	3,15,068	Consultancy
844	Saint-Gobain India Private Limited	0	35,00,000	27,66,135	7,33,865	Consultancy
845	Salaipudhur-Madurai Tollway Limited	10,179	0	0	10,179	Consultancy
846	Salem Smart City Limited	3,60,000	0	3,60,000	0	Consultancy
847	Salem Yarn Coloring Park Private Limited	10,00,000	-20,000	2,52,635	7,27,365	Consultancy
848	Samagra Shiksha - Tamil Nadu	65,52,504	46,16,400	52,95,406	58,73,498	Consultancy
849	Samnan Chemicals Private Limited	0	5,18,361	36,285	4,82,076	Consultancy
850	Samplytics Technologies Private Limited	0	2,60,820	39,123	2,21,697	Consultancy
851	Samsung R&D Institute India Bangalore Private Limited	2,64,035	0	6,999	2,57,036	Consultancy
852	Samudra Consultants Private Limited	9,56,250	0	1,000	9,55,250	Consultancy
853	Sanjay Construction company	6,00,000	5,20,000	6,95,000	4,25,000	Consultancy
854	SAS Hydel projects private limited	1,28,216	10,000	1,38,216	0	Consultancy
855	Sasmos Het Technologies Limited	0	7,80,000	4,78,557	3,01,443	Consultancy
856	Satish Dhawan Space Center	20,763	5,00,000	3,12,755	2,08,008	Consultancy
857	Satish Dhawan Space Centre Shar	0	4,96,286	4,96,286	0	Consultancy
858	Satluj Jal Vidyut Nigam (SJVN) Limited	4,77,320	33,408	2,98,669	2,12,059	Consultancy
859	SATRA Infrastructure Management Services Limited	6,75,001	0	6,75,001	0	Consultancy
860	SBI Foundation	72,27,328	0	67,65,518	4,61,811	Consultancy
861	SBI General Insurance Company Limited	1	18,07,000	16,07,473	1,99,528	Consultancy
862	Schaeffler India Limited	3,50,038	12,50,000	16,00,038	0	Consultancy
863	Schneider Electric India Private Limited	0	1,62,000	8,100	1,53,900	Consultancy
864	Schneider Electric Systems India Private Limited	3,53,700	5,21,925	57,535	8,18,090	Consultancy
865	Scigenics Biotech	10,69,500	3,60,000	11,59,500	2,70,000	Consultancy
866	SCONCE SOLUTIONS (INDIA) PRIVATE LIMITED	77,930	0	0	77,930	Consultancy
867	SEA6 ENERGY PRIVATE LIMITED	2,90,718	10,000	3,00,718	0	Consultancy
868	Seaconvoy System Engineering Private Limited	1,40,068	0	1,11,585	28,483	Consultancy
869	Sealine Marine Services India	0	8,50,000	4,34,857	4,15,143	Consultancy
870	SEID AS	21,45,706	0	6,30,982	15,14,724	Consultancy
871	Sembcorp Energy India Limited	14,82,300	52,05,080	23,59,344	43,28,036	Consultancy
872	Semtronics limited	10,06,386	8,89,957	10,22,075	8,74,267	Consultancy
873	Seven Islands Logistics Private Limited	8,34,750	1,75,000	75,998	9,33,752	Consultancy
874	SFO Technologies Private Limited	2,42,250	7,65,000	4,33,550	5,73,700	Consultancy
875	SGRL PROJECTS	0	1,00,000	1,00,000	0	Consultancy

S.No	Agency Name	Opening Balance	Receipts	Total Expenditure	Closing Balance	Project Type
876	Sharp Business Systems India Private Limited	8,426	0	0	8,426	Consultancy
877	Shell India Markets Private Limited	1,49,90,264	4,81,39,397	2,15,15,572	4,16,14,089	Consultancy
878	Shree Pre-Fab Steels Private Limited	8,52,711	0	8,52,711	0	Consultancy
879	Shri Dharmasthala Manjunatheshwara University	3,20,000	1,00,000	7,000	4,13,000	Consultancy
880	Shri S M Autade Private Limited	2,70,000	0	0	2,70,000	Consultancy
881	SIA Terrawaste	5,68,596	38,27,266	9,05,791	34,90,071	Consultancy
882	SIEMENS INFORMATION SYSTEMS LTD.,	5,899	0	0	5,899	Consultancy
883	Siemens Limited	7,17,161	11,43,001	9,27,250	9,32,912	Consultancy
884	Siemens Technology And Services Private Limited	1,93,183	0	1,93,182	1	Consultancy
885	Sika India Private Limited	3,78,450	0	3,78,450	0	Consultancy
886	Sivisoft Solutions Private Limited	1,00,000	0	0	1,00,000	Consultancy
887	SLR Metaliks Limited	9,27,054	1,74,600	3,76,651	7,25,004	Consultancy
888	SmartWheels_LLC	0	1,64,505	63,001	1,01,504	Consultancy
889	SMCC Construction India Limited	4,89,617	6,61,679	5,88,869	5,62,427	Consultancy
890	SMG Design Inc	2,14,704	0	0	2,14,704	Consultancy
891	SNS Foundation	95,00,000	0	61,79,715	33,20,285	Consultancy
892	Sobha Limited	10,23,607	10,40,482	2,67,097	17,96,992	Consultancy
893	Solinas Integrity Private Limited	16,90,677	1,80,000	18,70,677	0	Consultancy
894	Solverminds Solutions and Technologies Private Limited	0	26,56,914	33,920	26,22,994	Consultancy
895	Sonne Infrastructure Private Limited	0	10,50,000	10,45,000	5,000	Consultancy
896	Sony Pictures Networks India Private Limited	61,02,945	0	58,56,377	2,46,567	Consultancy
897	South East Constructions Company Private Limited	0	1,50,000	1,50,000	0	Consultancy
898	Southern District Textile Processing Cluster Private Limited	2,70,000	0	2,70,000	0	Consultancy
899	Southern Petrochemical Industries Corporation	0	12,48,000	5,72,724	6,75,276	Consultancy
900	Southern Railways	75,87,471	1,27,800	23,36,191	53,79,080	Consultancy
901	SPL Infrastructure Private Limited	0	22,05,000	12,02,000	10,03,000	Consultancy
902	Spotimye Energy	42,417	0	0	42,417	Consultancy
903	SPR Construction Private Limited	2,13,725	0	0	2,13,725	Consultancy
904	SRC Infra Developers Private Limited	0	7,39,000	7,39,000	0	Consultancy
905	Sri Damodaram Sanjeevaiah Thermal Power Station APPDCL	21,715	1,36,475	1,53,715	4,475	Consultancy
906	Sri Pathy Associates Private Limited	0	3,00,000	3,00,000	0	Consultancy
907	Sri Seyon Machinery	5,78,158	0	0	5,78,158	Consultancy
908	SRM Construction	5,37,568	35,000	1,65,850	4,06,718	Consultancy
909	SRM Institute Of Science & Technology	7,08,917	0	0	7,08,917	Consultancy
910	St. Andrew's Church	0	1,00,000	5,000	95,000	Consultancy
911	Stanadyne India Private Limited	0	1,60,000	12,000	1,48,000	Consultancy
912	Steel Authority of India Limited	12,64,623	2,70,299	15,34,284	637	Consultancy
913	Sterlite Technologies Limited	0	88,000	6,160	81,840	Consultancy
914	Strides Pharma Science Limited	0	30,000	2,100	27,900	Consultancy
915	Stryker Global Technology Center Private Limited	33,48,000	40,00,000	36,28,000	37,20,000	Consultancy
916	Sudha Gopalakrishnan	59,52,349	0	32,26,849	27,25,500	Consultancy
917	Sumangala Steel Private Limited	2,55,000	0	2,55,000	0	Consultancy
918	Sunanda Speciality Coatings Private Limited	10,00,000	10,00,000	19,02,543	97,457	Consultancy
919	Sundaram Clayton Limited	85,000	0	13,235	71,765	Consultancy
920	SUNDRAM FASTENERS LIMITED	9,68,296	0	9,68,296	0	Consultancy
921	Sunflag Iron & Steel Company Limited	0	8,10,000	1,21,500	6,88,500	Consultancy
922	Sunway RNS TJ Private Limited	2,62,960	0	2,62,960	0	Consultancy
923	Super Auto Forge Private Limited	19,22,302	28,40,790	31,76,052	15,87,041	Consultancy

S.No	Agency Name	Opening Balance	Receipts	Total Expenditure	Closing Balance	Project Type
924	Suven Life Sciences Limited	3,990	0	0	3,990	Consultancy
925	SVC Projects Private Limited	0	17,11,240	4,74,888	12,36,352	Consultancy
926	SWADHA ENERGIES PRIVATE LIMITED	6,26,816	0	6,26,815	1	Consultancy
927	Swansea University	914	0	0	914	Consultancy
928	Switchgears & Structural (India) Private Limited	11,12,603	0	11,12,602	1	Consultancy
929	Syama Prasad Mookerjee Port	1,59,71,826	3,87,00,363	3,36,97,573	2,09,74,615	Consultancy
930	Syngene International Limited	0	1,00,00,000	71,60,591	28,39,409	Consultancy
931	Synkromax Biotech Private Limited	2,81,349	3,42,112	6,23,461	0	Consultancy
932	Synthite Industries Private Limited	0	2,45,000	17,150	2,27,850	Consultancy
933	SYSTEM LEVEL SOLUTIONS INDIA PRIVATE LIMITED	71,756	0	0	71,756	Consultancy
934	TAFE Foundation	0	25,00,000	13,94,511	11,05,489	Consultancy
935	Tamil Nadu Health Systems Project	3,81,757	0	3,90,000	-8,243	Consultancy
936	Tamil Nadu Highways Department	0	5,12,000	28,800	4,83,200	Consultancy
937	Tamil Nadu Housing Board	2,95,572	0	0	2,95,572	Consultancy
938	Tamil Nadu Infrastructure Fund Management Corporation Limited	31,51,517	1,35,995	2,24,391	30,63,121	Consultancy
939	Tamil Nadu Maritime Board	0	25,69,600	0	25,69,600	Consultancy
940	TAMIL NADU NEWSPRINT AND PAPERS LIMITED	71,911	0	0	71,911	Consultancy
941	Tamil Nadu Urban Habitat Development Board	0	3,00,000	3,00,000	0	Consultancy
942	Tamilnadu Generation And Distribution Corporation Limited	6,49,040	5,68,800	1,80,349	10,37,491	Consultancy
943	Tamilnadu Industrial Development Corporation Limited	0	11,10,400	3,85,265	7,25,135	Consultancy
944	Tamilnadu Pollution Control Board	26,35,564	85,92,561	76,77,003	35,51,122	Consultancy
945	Tamilnadu Road Infrastructure Developement Corporation	5,01,355	0	0	5,01,355	Consultancy
946	Tamilnadu Slum Clearance Board	64,614	0	64,614	0	Consultancy
947	Tamilnadu Trade Promotion Organisation	85,644	21,60,000	22,45,644	0	Consultancy
948	Tamilnadu Transmission corporation limited	3,09,375	0	0	3,09,375	Consultancy
949	Tamilnadu Urban Infrastructure Financial Services Limited	62,87,229	93,46,080	1,01,35,509	54,97,799	Consultancy
950	TANGEDCO	8,35,584	53,53,005	17,28,005	44,60,584	Consultancy
951	Tarmat Limited	32,182	0	0	32,182	Consultancy
952	TATA Boeing Aerospace Limited	2,61,038	0	0	2,61,038	Consultancy
953	Tata Consultancy Service	28,33,210	88,77,880	73,89,673	43,21,417	Consultancy
954	Tata Consulting Engineers Limited	6,79,864	0	4,54,864	2,25,000	Consultancy
955	Tata Elxsi Limited	64,90,300	1,25,00,000	1,37,87,995	52,02,305	Consultancy
956	Tata Power Solar Systems Limited	2,13,988	2,92,500	5,02,353	4,135	Consultancy
957	Tata Projects Limited	41,65,082	11,25,077	21,09,216	31,80,943	Consultancy
958	Tata Steel	31,41,952	65,57,281	42,67,204	54,32,029	Consultancy
959	Techfab (India) Industries Limited	3,62,742	0	3,62,742	0	Consultancy
960	Technical University of Denmark	3,656	0	0	3,656	Consultancy
961	Technip India Limited	364	0	0	364	Consultancy
962	Techno Industrial Marketing	22,03,071	0	22,03,071	0	Consultancy
963	Technology Information Engineering Services Private limited	0	11,16,000	10,07,544	1,08,456	Consultancy
964	Teemage Builders Private Limited	3,77,262	9,04,695	6,21,908	6,60,050	Consultancy
965	Tejas Networks Limited	0	28,00,000	28,00,000	0	Consultancy
966	Telemedc Healthcare Private Limited	0	1,38,241	9,677	1,28,564	Consultancy
967	Tensa India Engineering Private Limited	11,61,000	0	0	11,61,000	Consultancy
968	TETCOS	4,50,459	0	0	4,50,459	Consultancy
969	Texas Instruments India Pvt Ltd	3,20,68,689	78,43,334	37,68,049	3,61,43,975	Consultancy

S.No	Agency Name	Opening Balance	Receipts	Total Expenditure	Closing Balance	Project Type
970	Tezos Foundation	65,32,323	0	0	65,32,323	Consultancy
971	Thales DIS CPL India Private Limited	41,48,341	94,55,726	46,95,515	89,08,552	Consultancy
972	Thales DIS Technology India Private Limited	60,86,268	75,16,403	63,83,956	72,18,715	Consultancy
973	THALES RESEARCH AND TECHNOLOGY	91,56,986	0	0	91,56,986	Consultancy
974	The K C P Limited	5,000	0	0	5,000	Consultancy
975	The Department of Treasuries and Accounts, Tamil Nadu	0	1,96,00,000	29,40,000	1,66,60,000	Consultancy
976	The Directorate of Light House & Lightships	17,30,000	15,70,000	27,48,694	5,51,306	Consultancy
977	The Executive Engineer, PWD North West Building (M-341)	6,91,337	3,25,000	7,61,841	2,54,496	Consultancy
978	The KCP Limited	0	13,85,000	1,24,349	12,60,651	Consultancy
979	The National Bank For Agriculture And Rural Development	2,22,750	3,15,28,305	30,24,358	2,87,26,697	Consultancy
980	The National Council of Science Museums	9,82,779	0	7,72,778	2,10,001	Consultancy
981	The Nature Conservancy	23,36,745	0	7,67,066	15,69,679	Consultancy
982	The Principal Accountant, General (Audit, Andhra Pradesh)	5,10,000	0	5,10,000	0	Consultancy
983	The Reptile Conservancy Alliance	0	50,000	0	50,000	Consultancy
984	The South Indian Bank Limited	0	22,50,000	8,12,564	14,37,436	Consultancy
985	The Tamilnadu Co-Operative Milk Producers Federation Limited	0	2,50,000	63,258	1,86,742	Consultancy
986	The Weir Group PLC	7,91,502	11,12,366	6,87,603	12,16,265	Consultancy
987	Thirumalai Chemicals Limited	23,74,466	0	18,03,046	5,71,420	Consultancy
988	Thoothukudi City Municipal Corporation	14,48,378	0	11,22,692	3,25,686	Consultancy
989	THSTI	47,698	0	0	47,698	Consultancy
990	Tide Water Oil Company(India) Limited	37,44,666	3,44,000	27,70,581	13,18,084	Consultancy
991	Tidel Park Limited	1,81,357	0	0	1,81,357	Consultancy
992	Tides Foundation	1,74,281	0	1,73,816	466	Consultancy
993	Tiruchirappalli City Corporation	1,42,478	0	0	1,42,478	Consultancy
994	Tiruppur City Municipal Corporation	0	5,40,677	5,40,677	0	Consultancy
995	TISA Aerospace Private Limited	0	3,98,303	19,918	3,78,385	Consultancy
996	Titan Company Limited	4,87,294	12,76,920	4,61,784	13,02,430	Consultancy
997	TN Special Task Force for Road Safety	20,33,898	0	20,33,898	0	Consultancy
998	Tn Urban Habitat Development Board (TNUHDB)	5,35,558	0	5,35,558	0	Consultancy
999	Toray Industries, Inc	25,68,288	16,54,272	6,13,639	36,08,921	Consultancy
1000	Torchit Electronics Private Limited	15,000	0	4,200	10,800	Consultancy
1001	Torrent Gas Chennai Private Limited	17,909	0	17,908	1	Consultancy
1002	Toshiba Corporation	16,01,854	0	0	16,01,854	Consultancy
1003	TOTAL OIL INDIA PRIVATE LIMITED	1,253	0	0	1,253	Consultancy
1004	Toyota Connected India Private Limited	1,99,125	6,30,000	6,36,000	1,93,125	Consultancy
1005	Tractebel Engineering Private Limited	0	50,000	7,500	42,500	Consultancy
1006	TRACTEBEL ENGINEERING pvt ltd	3,76,200	0	0	3,76,200	Consultancy
1007	Tredence Analytics Solutions Private Limited	23,75,000	0	0	23,75,000	Consultancy
1008	TRIBI SYSTEM PRIVATE LIMITED	3,92,780	2,43,601	6,34,461	1,920	Consultancy
1009	Trichy Padalur Tollways Private Limited	0	35,93,749	9,04,449	26,89,300	Consultancy
1010	Tridel Technologies Private Limited	4,25,000	0	4,25,000	0	Consultancy
1011	Trident Pneumatics Private Limited	0	32,29,000	6,62,465	25,66,535	Consultancy
1012	Trishveda Naturals Private Limited	0	1,15,920	1,15,920	0	Consultancy
1013	TTK PRESTIGE LIMITED	4,53,02,673	75,00,000	2,76,59,573	2,51,43,101	Consultancy
1014	Tube Investments of India	29,11,796	1,00,00,000	15,83,482	1,13,28,314	Consultancy
1015	Tumpudi Innovations Private Limited 2023	0	12,71,186	1,00,519	11,70,667	Consultancy
1016	Tunga Service Private Limited	57,822	0	0	57,822	Consultancy

S.No	Agency Name	Opening Balance	Receipts	Total Expenditure	Closing Balance	Project Type
1017	Turbo Industries Private Limited	-1,06,876	0	0	-1,06,876	Consultancy
1018	Tvasta Manufacturing Solutions Private Limited	1,36,000	4,90,000	6,11,000	15,000	Consultancy
1019	TVM Signalling And Transportation Systems Private Limited	15,68,389	0	15,00,000	68,389	Consultancy
1020	TVS Electronics Limited	0	4,46,670	3,64,334	82,336	Consultancy
1021	TVS Motor Company Limited	4,61,799	26,99,748	11,41,154	20,20,394	Consultancy
1022	Ultramarine & Pigments Ltd	2,18,831	0	3,132	2,15,699	Consultancy
1023	UNCIA Technologies Private Limited	0	4,08,000	1,20,000	2,88,000	Consultancy
1024	Unilever Industries Private Limited	23,08,558	66,34,155	66,11,599	23,31,115	Consultancy
1025	Unitech Couplers India Private Limited	16,876	0	0	16,876	Consultancy
1026	Unitech Limited	33,750	50,000	83,750	0	Consultancy
1027	UNITED INDIA INSURANCE COMPANY LIMITED	10,45,000	1,05,000	10,50,250	99,750	Consultancy
1028	University of Applied Sciences Dresden	3,13,363	28,801	1,87,017	1,55,147	Consultancy
1029	University of East Anglia	12,94,355	0	0	12,94,355	Consultancy
1030	University of Stuttgart	5,302	0	0	5,302	Consultancy
1031	University of Technology Sydney	0	1,80,676	61,253	1,19,423	Consultancy
1032	Uralungal Labour Contract Co-op Society Limited	0	3,60,000	54,000	3,06,000	Consultancy
1033	URC Constrction Private Limited	18,13,383	22,18,879	6,77,438	33,54,824	Consultancy
1034	Utracon Structural Systems Private Limited	0	23,72,880	23,72,880	0	Consultancy
1035	V M Thomas	7,60,111	0	0	7,60,111	Consultancy
1036	V O Chidambaranar Port Trust	1,23,38,459	1,23,71,331	1,92,28,837	54,80,953	Consultancy
1037	V R K And Company	11,204	5,00,000	5,00,000	11,204	Consultancy
1038	VA Tech Wabag Limited	0	3,28,000	1,03,007	2,24,993	Consultancy
1039	VAAYUNEER SCIENCE PVT LTD	1,20,794	9,62,708	6,27,321	4,56,181	Consultancy
1040	Valdel Engineers And Constructors Private Limited	0	27,27,000	8,03,086	19,23,914	Consultancy
1041	Valeo India Private Limited	2,01,169	9,30,100	4,62,041	6,69,228	Consultancy
1042	Valmet Technologies Private Limited	8,27,818	12,14,000	2,12,454	18,29,364	Consultancy
1043	Vascrisk LLC	0	60,68,239	11,45,698	49,22,541	Consultancy
1044	Vector Control Research Centre (ICMR)	0	12,60,432	4,24,103	8,36,329	Consultancy
1045	Vedanta Limited	63,060	0	63,000	60	Consultancy
1046	VEH Shreshta Energy Private Limited	50,712	2,80,000	3,29,987	725	Consultancy
1047	Venturer Modular Private Limited	0	4,25,000	63,750	3,61,250	Consultancy
1048	Venus Safety and Health Private Limited	0	11,31,165	8,61,377	2,69,788	Consultancy
1049	Verisk Analytics India Private Limited	24,15,254	0	0	24,15,254	Consultancy
1050	Verra	1,92,993	0	1,92,993	0	Consultancy
1051	Vertiv Energy Private Limited	22,93,759	1,48,00,000	88,47,321	82,46,438	Consultancy
1052	V-Guard Foundation	85,395	0	85,395	0	Consultancy
1053	VH Shri Enterprise	0	3,60,000	1,55,713	2,04,287	Consultancy
1054	Vignesh Homes - S.K Amber	0	2,25,000	33,750	1,91,250	Consultancy
1055	Vijay Nirman Company Private Limited	0	4,05,000	60,750	3,44,250	Consultancy
1056	Viking Analytics AB	0	22,83,144	12,12,626	10,70,518	Consultancy
1057	Vimano Ewa Private Limited	81,600	64,800	1,32,940	13,460	Consultancy
1058	Visakhapatnam Port Authority	12,00,000	1,96,15,734	1,37,92,411	70,23,323	Consultancy
1059	Visakhapatnam Port Trust	65,40,239	1,10,00,657	1,17,15,600	58,25,296	Consultancy
1060	Vishal Nirmiti Private Limited	10,35,000	0	0	10,35,000	Consultancy
1061	Vishnuo Infra Private Limited	0	11,00,000	10,86,850	13,150	Consultancy
1062	Vishvesraiah Industrail and Technology Museum	0	2,10,000	1,97,809	12,191	Consultancy
1063	Vishwa Samudra Engineering Private Limited	0	19,80,000	2,97,000	16,83,000	Consultancy
1064	Vishwa Samudra Ports	7,65,000	56,95,000	14,47,463	50,12,537	Consultancy
1065	Vispark Jewellery Manufacturers Private	0	2,70,900	1,95,447	75,453	Consultancy

S.No	Agency Name	Opening Balance	Receipts	Total Expenditure	Closing Balance	Project Type
1066	Vitesco Technologies India Private Limited	24,85,614	17,50,000	1,22,502	41,13,112	Consultancy
1067	Vizhinjam International Seaport Limited	16,77,424	1,49,17,381	1,08,42,242	57,52,563	Consultancy
1068	VMware University Research Fund	38,75,549	0	20,38,375	18,37,174	Consultancy
1069	Voestalpine VAE Vkn India Private Limited	2,70,000	0	0	2,70,000	Consultancy
1070	Voltas Limited	2,78,033	17,50,000	17,50,000	2,78,033	Consultancy
1071	Vortex Engineering Private Limited	6,83,229	4,25,915	8,44,144	2,65,000	Consultancy
1072	Vunet Systems Private Limited	25,000	0	25,000	0	Consultancy
1073	WAPCOS LIMITED-2025	0	2,50,000	39,778	2,10,222	Consultancy
1074	Water Corporation of Odisha	0	24,58,720	10,21,020	14,37,700	Consultancy
1075	Watsan Envirotech Pvt Ltd	17,663	0	0	17,663	Consultancy
1076	Weaver Technologies LLP	5,000	0	2,408	2,592	Consultancy
1077	Weir Minerals (India) Private Limited	24,638	0	0	24,638	Consultancy
1078	Wellcome Trust UK	2,24,569	0	2,24,569	0	Consultancy
1079	Wells Fargo International Solutions Private Limited	44,45,000	2,50,000	17,500	46,77,500	Consultancy
1080	West Coast Marine Yacht Services Private Limited	0	13,57,624	1,56,558	12,01,066	Consultancy
1081	Westart Communications India Private Limited	5,62,464	2,20,000	7,82,464	0	Consultancy
1082	Whirlpool Of India Limited	12,31,055	4,10,500	14,23,933	2,17,622	Consultancy
1083	Wipro Foundation	0	3,15,75,000	1,71,25,779	1,44,49,221	Consultancy
1084	Wipro GE Healthcare Private Limited	75,95,720	1,96,50,000	2,43,62,720	28,83,000	Consultancy
1085	WM Global Technology Services India Private Limited	3,60,000	5,12,02,666	75,04,646	4,40,58,020	Consultancy
1086	Womens Basketball Hall of Fame	1,57,345	0	0	1,57,345	Consultancy
1087	Wood India Engineering And Projects Private Limited	10,05,307	0	10,04,020	1,287	Consultancy
1088	World Health Organization	59,803	16,66,600	13,47,282	3,79,121	Consultancy
1089	WRD(PWD) -Thamiraparani basin division	0	4,90,000	73,500	4,16,500	Consultancy
1090	Xilinx Inc	89,577	0	0	89,577	Consultancy
1091	Yalamanchili Engineers Private Limited	0	2,47,500	0	2,47,500	Consultancy
1092	Yokogawa Technology Solutions India Private Limited	0	77,99,068	13,76,120	64,22,948	Consultancy
1093	Zamil Steel Buildings India Private Limited	3,54,237	7,20,338	1,61,187	9,13,388	Consultancy
1094	Zasti Inc	0	41,05,391	2,87,377	38,18,014	Consultancy
1095	ZF Commercial Vehicle Control Systems India Limited	1,41,749	0	6,750	1,34,999	Consultancy
1096	ZF Wind Power Coimbatore Private Limited	0	4,82,070	4,82,070	0	Consultancy
1097	Zhongshuo Engineering India Private Limited	4,05,000	0	0	4,05,000	Consultancy
1098	ZIFO Technologies Private Limited	25,012	21,750	46,762	0	Consultancy
1099	Centre for High Technology	0	15,21,973	6,12,763	9,09,210	Sponsored
1100	Samagra Shiksha - Tamil Nadu	1,54,785	0	8,391	1,46,394	Sponsored
1101	U S Department of State	-87,741	3,97,895	3,10,153	1	Sponsored
1102	Advanced Research Centre for Powder Metallurgy & Materials, International.	18,03,527	9,36,819	11,39,632	16,28,327	Sponsored
1103	Aero Nero Solutions Pvt Ltd	11,00,000	0	1,94,742	9,05,258	Sponsored
1104	Aeronautics Research & Development Board	1,17,05,808	16,32,065	1,30,11,425	8,15,841	Sponsored
1105	Air Force Office of Scientific Research	15,54,487	0	0	15,54,487	Sponsored
1106	All India Council for Technical Education	10,37,713	12,62,500	12,33,775	10,94,675	Sponsored
1107	Analog Devices India Private Ltd	5,560	0	0	5,560	Sponsored



S.No	Agency Name	Opening Balance	Receipts	Total Expenditure	Closing Balance	Project Type
1108	Ants Innovations Private Limited	3,684	0	0	3,684	Sponsored
1109	Archeological Survey of India	4,44,853	0	0	4,44,853	Sponsored
1110	Armament Research Board	80,17,343	21,63,252	60,19,332	42,03,597	Sponsored
1111	Asia-Pacific Network for Global Change Research (APN)	13,92,704	0	11,26,435	2,66,269	Sponsored
1112	Assam Power Distribution Company Ltd	-1,17,08,704	0	0	-1,17,08,704	Sponsored
1113	Australian Consulate General	2,65,600	0	2,65,599	1	Sponsored
1114	Bhabha Atomic Research Centre	-77,333	0	0	-3,854	Sponsored
1115	Bill and Melinda Gates Foundation	0	42,67,959	2,52,992	40,14,967	Sponsored
1116	Biotechnology Industry Research Assistance Council	-64,76,624	22,78,763	38,15,715	-80,08,339	Sponsored
1117	Board of Research in Nuclear Sciences	43,77,026	11,73,636	29,35,954	26,63,106	Sponsored
1118	Board of Research in Fusion Sciences	6,708	0	0	6,708	Sponsored
1119	British Council	179	0	0	179	Sponsored
1120	Bureau of Police Research and Development	0	40,09,373	33,05,085	7,04,288	Sponsored
1121	CARDIFF UNIVERSITY, UK	66	0	66	0	Sponsored
1122	CENTRAL POWER REMDHI INDUSTRY	45,960	0	0	45,960	Sponsored
1123	Central Power Research Institute	26,42,000	1,39,99,000	89,80,922	76,60,078	Sponsored
1124	Central Pollution Control Board	5,70,159	0	0	5,70,159	Sponsored
1125	Centre for Development of Advance Computing	13,52,443	12,74,292	19,48,719	7,00,737	Sponsored
1126	Centre for High Energy Systems and Science	80,42,840	43,75,900	1,40,72,534	-18,50,551	Sponsored
1127	Centre for Railway Research	8,94,178	10,00,000	1,91,806	17,02,372	Sponsored
1128	CENTRE FOR TECHNOLOGY AND POLICY	36,461	0	0	36,461	Sponsored
1129	Centre national de la recherche scientifique	3,21,534	0	0	3,21,534	Sponsored
1130	Coir Board	1,55,06,638	0	74,03,231	81,03,408	Sponsored
1131	Combat Vehicles Research and Development Establishment	6,829	0	0	6,829	Sponsored
1132	Continuing Education Programmes (Sponsored)	12,27,000	67,25,000	49,51,324	30,07,262	Sponsored
1133	Council of Scientific and Industrial Research	-79,34,947	58,01,736	58,03,654	-79,30,855	Sponsored
1134	Deakin University	34,32,499	250	1,73,000	32,59,749	Sponsored
1135	Defence Research and Development Organisation	4,04,83,144	-4,79,352	2,12,76,965	1,92,38,081	Sponsored
1136	Deloitte Touche Tohmatsu India LLP	1,49,324	0	4,741	1,44,583	Sponsored
1137	Department of Administrative Reforms and Public Grievances	-196	0	0	-196	Sponsored
1138	Department of Atomic Energy	2,06,000	15,82,660	12,00,681	5,87,979	Sponsored
1139	Department of Biotechnology	2,10,84,363	3,28,68,107	4,23,82,952	1,15,97,881	Sponsored
1140	Department of Electronics & Information Technology	63,070	0	0	63,070	Sponsored
1141	Department of Environment	8,227	0	0	8,227	Sponsored
1142	Department of Foreign Affairs and Trade, Australia	26,52,684	13,35,336	39,53,599	34,421	Sponsored
1143	Department of Health Research (ICMR)	39,039	3,820	1,87,584	-1,49,452	Sponsored
1144	Department of Heavy Industry	2,01,51,038	0	1,43,63,147	57,87,890	Sponsored
1145	Department of Information Technology	3,37,181	0	0	3,37,181	Sponsored
1146	Department of Science & Technology	20,78,28,983	22,85,18,559	31,10,54,716	12,59,05,214	Sponsored
1147	Department of Telecommunications	4,07,89,532	33,71,32,280	29,64,28,055	8,17,29,732	Sponsored
1148	Directorate General of Hydrocarbons	49,90,007	60,00,000	45,56,682	64,33,325	Sponsored
1149	Directorate of Public Health and Preventive Medicine	25,389	0	0	25,389	Sponsored
1150	DRDO	-56,74,583	9,90,76,572	7,48,48,810	1,90,85,122	Sponsored
1151	ExxonMobil Upstream Research Company	93,859	8,91,751	1,60,201	8,25,409	Sponsored



S.No	Agency Name	Opening Balance	Receipts	Total Expenditure	Closing Balance	Project Type
1152	Forbes Marshall	20,28,108	2,40,000	22,68,108	0	Sponsored
1153	GE INDIA INDUSTRIAL PRIVATE LIMITED	15,00,318	0	0	15,00,318	Sponsored
1154	GE Oil and Gas India Private Limited	12,77,318	0	12,77,317	1	Sponsored
1155	German Academic Exchange Service (DAAD)	-9,13,580	63,60,339	60,58,207	-6,11,448	Sponsored
1156	GLOBAL INNOVATION INITIATIVE	71,464	0	0	71,464	Sponsored
1157	Google Asia Pacific Private Limited	0	11,44,778	11,44,778	0	Sponsored
1158	Government of Mizoram	-1,12,028	0	0	-1,12,028	Sponsored
1159	Haraman International (India) Private Limited	0	4,90,000	26,995	4,63,005	Sponsored
1160	IBM Canada Limited	19,48,722	20,61,060	9,75,617	30,34,165	Sponsored
1161	IHUB NTIHAC Foundation, IIT Kanpur	9,22,059	12,83,000	16,64,270	5,40,789	Sponsored
1162	I-HUB Quantum Technology Foundation	-1,42,857	17,84,000	14,74,889	1,72,333	Sponsored
1163	IIT Madras Research Foundation	49,35,083	9,12,344	11,99,275	46,48,152	Sponsored
1164	IIT Mandi Ihub & HCI foundation	0	21,41,700	2,95,474	18,46,226	Sponsored
1165	IIT Palakkad Technology IHub Foundation	0	5,41,000	2,92,083	2,48,917	Sponsored
1166	IITM Pravartak Technologies Foundation	51,83,451	5,37,30,226	70,99,149	5,18,14,528	Sponsored
1167	Impacting Research Innovation and Technology - IMPRINT	28,35,924	5,52,806	1,11,52,202	-77,31,510	Sponsored
1168	Indian Council of Agricultural Research	1,28,556	17,65,000	8,09,720	10,83,836	Sponsored
1169	Indian Council of Medical Research	4,89,94,628	8,57,29,795	6,43,18,015	7,13,17,955	Sponsored
1170	Indian Council of Social Science & Research	-2,95,829	19,24,500	16,10,437	18,234	Sponsored
1171	Indian Institute Of Information Technology Design And Manufacturing Kurnool	0	7,50,000	0	7,50,000	Sponsored
1172	Indian Institute of Management Bangalore	93,333	0	68,600	24,733	Sponsored
1173	Indian Institute of Technology Bombay	14,450	0	0	14,450	Sponsored
1174	Indian National Academy of Engineering	52,72,110	56,80,000	70,76,767	39,64,868	Sponsored
1175	Indian National Science Academy	-60,240	7,88,500	10,17,528	-2,91,992	Sponsored
1176	Indian Railways Institute of Signal Engineering & Telecommunications	0	8,14,50,000	4,36,22,187	3,78,27,813	Sponsored
1177	INDIAN RARE EARTHS LIMITED	6,192	0	0	6,192	Sponsored
1178	Indian Space Research Organisation	3,85,440	1,48,66,012	3,84,272	1,48,76,000	Sponsored
1179	Indo French Centre for the Promotion of Advanced Research	54,52,034	32,29,204	37,63,465	50,14,217	Sponsored
1180	Indo German Science & Technology Centre	1,78,29,427	13,00,000	1,58,23,511	35,02,121	Sponsored
1181	Indo-German Centre for Sustainability	8,97,634	0	630	8,97,004	Sponsored
1182	Indo-US Science & Technology Forum	57,475	8,75,000	5,77,190	3,59,797	Sponsored
1183	Institute for Development & Research in Banking Technology	38,34,400	0	1,42,600	37,65,197	Sponsored
1184	Intel Corporation	23,86,749	0	1,71,225	22,15,524	Sponsored
1185	Intel Technology India Private Limited	40,000	4,77,000	2,40,000	2,77,000	Sponsored
1186	International Advanced Research Centre For Powder Metallurgy and New materials	15,05,280	0	3,84,763	11,46,008	Sponsored
1187	Inter-University Centre for Astronomy and Astrophysics	1,686	0	0	1,686	Sponsored
1188	Intuitive Surgical	13,61,643	0	12,46,278	1,15,365	Sponsored
1189	J K Tyres	1,87,208	0	0	1,87,208	Sponsored
1190	JAMMU AND KASHMIR STATE POWER DEVELOPMENT CORPORATION LIMITED	30,02,462	0	0	30,02,462	Sponsored

S.No	Agency Name	Opening Balance	Receipts	Total Expenditure	Closing Balance	Project Type
1191	Japan International Co-operation Agency	18,554	0	0	18,554	Sponsored
1192	Kapindra Precision Engineering Private Limited	12,40,754	0	7,84,638	4,56,116	Sponsored
1193	Karkinos Healthcare Private Limited	8,46,03,932	0	3,77,72,839	4,68,31,094	Sponsored
1194	Kerala Highway Research Institute	4,55,277	7,00,000	7,41,147	4,14,130	Sponsored
1195	Khadi and Village Industries Commission	10,90,910	3,00,000	13,89,831	1,079	Sponsored
1196	Light motif Automation Sensors Systems Private Limited?	2,98,226	20,00,000	0	22,98,226	Sponsored
1197	IIT Bhilai Innovation and Technology Foundation	0	40,00,000	40,00,000	0	Sponsored
1198	Mahindra & Mahindra	4,24,530	0	3,26,586	97,944	Sponsored
1199	Manipur State Power Distribution Company Limited	0	95,00,000	95,00,000	0	Sponsored
1200	Max Planck Institute for Nuclear Physics	44,33,747	0	10,098	44,23,649	Sponsored
1201	Microsoft Research Lab India Private Limited	0	3,70,800	3,70,800	0	Sponsored
1202	Ministry of AYUSH	23,63,141	0	23,73,191	-10,050	Sponsored
1203	Ministry of Commerce and Industry	0	95,00,00,000	33,77,79,904	61,22,20,096	Sponsored
1204	Ministry of Corporate Affairs	1,12,363	0	0	1,12,363	Sponsored
1205	Ministry of Defence	2,03,20,398	4,73,99,950	4,37,52,708	2,39,67,640	Sponsored
1206	Ministry of Earth Sciences, New Delhi	5,72,825	30,72,480	41,08,760	-4,27,712	Sponsored
1207	Ministry of Education	13,41,62,586	70,11,86,049	48,91,65,159	34,61,98,911	Sponsored
1208	Ministry of Electronics and Information Technology	-9,51,48,254	74,24,97,542	66,69,46,444	-1,95,07,342	Sponsored
1209	Ministry of Environment and Forests	75,23,530	60,00,000	12,85,330	1,24,14,608	Sponsored
1210	Ministry of Environment, Forest and Climate Change	49,04,903	0	7,61,143	41,43,760	Sponsored
1211	Ministry of Housing and Urban Affairs	53,01,696	7,66,40,000	7,19,08,040	1,00,33,656	Sponsored
1212	Ministry of Human Resource and Development	96,41,41,423	102,12,29,662	148,36,43,062	50,19,38,242	Sponsored
1213	Ministry of Mines	29,43,261	-206	26,18,934	3,24,121	Sponsored
1214	Ministry of Road Transport and Highways	-3,44,46,301	5,78,42,149	5,60,76,585	-3,26,80,737	Sponsored
1215	Ministry of Shipping	4,88,92,137	62,10,047	3,53,76,696	1,97,25,488	Sponsored
1216	Ministry of Steel	15,06,268	0	12,77,535	2,28,733	Sponsored
1217	Ministry of Textiles	0	5,12,16,000	94,21,089	4,17,94,911	Sponsored
1218	Ministry of Youth Affairs and Sports	0	10,41,500	0	10,41,500	Sponsored
1219	NACE Foundation - CORCON Institute of Corrosion	1,50,000	0	1,50,000	0	Sponsored
1220	National Disaster Management Authority	3,54,213	0	0	3,54,213	Sponsored
1221	National Centre for Polar and Ocean Research	1,02,955	3,46,000	4,15,957	40,031	Sponsored
1222	National Centre for Safety of Heritage Structures	4,27,913	23,38,842	27,66,755	0	Sponsored
1223	National Commission for Women	2,82,000	0	2,81,818	182	Sponsored
1224	National Institute Of Ocean Technology	0	67,49,872	50,63,911	16,85,961	Sponsored
1225	National Remote Sensing Centre	20,18,928	7,48,000	25,91,176	1,75,752	Sponsored
1226	National Rural Road Development Agency	4,48,000	0	0	4,48,000	Sponsored
1227	National Security Council Secretariat	39,60,434	0	41,12,348	3,973	Sponsored
1228	National Supercomputing Mission	-4,69,580	64,18,392	72,60,944	-13,12,132	Sponsored
1229	Naval Research Board	76,23,142	1,34,04,252	89,14,878	1,22,01,436	Sponsored
1230	Navel International Co-operative Opportunities in Science & Technology Programmes	180	0	0	180	Sponsored

S.No	Agency Name	Opening Balance	Receipts	Total Expenditure	Closing Balance	Project Type
1231	Nissan Research Support Program	3,09,777	0	0	3,09,777	Sponsored
1232	NMICPS Technology Innovation Hub on Autonomous Navigation Foundation (TiHAN)	3,25,585	12,57,600	13,65,510	2,24,465	Sponsored
1233	North Eastern Electric Power Corporation Ltd	3,43,942	0	3,43,942	0	Sponsored
1234	Norut Narvik	16,034	0	0	16,034	Sponsored
1235	Office of Naval Research Global	33,64,972	51,27,068	81,63,753	3,28,287	Sponsored
1236	Office of the Principal Scientific Adviser	1,38,40,659	6,33,20,648	7,55,75,286	17,60,846	Sponsored
1237	Polaris Consulting & Services Limited	97,11,066	7,69,865	10,23,830	94,57,100	Sponsored
1238	Principal Controller of Defence Accounts, New Delhi	0	4,27,70,000	15,00,000	4,12,70,000	Sponsored
1239	Programme - Centre for Outreach and Digital Education	8,61,80,901	11,76,13,042	15,57,59,457	4,80,34,486	Sponsored
1240	Rajiv Gandhi Centre for Biotechnology	1,50,00,000	0	35,67,143	1,14,32,857	Sponsored
1241	Research, Designs and Standards Organisation	2,69,66,484	1,00,00,000	1,24,75,198	2,44,91,286	Sponsored
1242	RWTH Aachen University	5,58,267	1,11,41,505	41,49,459	75,50,313	Sponsored
1243	Saint Gobain India Private Limited	7,67,320	0	3,50,800	4,16,520	Sponsored
1244	Samagra Shiksha Abhiyan	4,33,820	0	0	4,33,820	Sponsored
1245	Sandvik Asia Private Limited	28,24,871	2,17,753	7,20,004	23,22,620	Sponsored
1246	Scheme for Promotion of Academic and Research Collaboration (SPARC)	50,83,525	2,49,04,765	1,25,22,903	1,74,69,151	Sponsored
1247	Science and Engineering Research Board	43,81,42,376	22,57,46,921	30,66,42,683	36,96,49,914	Sponsored
1248	Shanmugha Arts, Science, Technology & Research Academy	1,00,00,000	0	13,92,846	86,07,154	Sponsored
1249	SHASTRI INDO-CANADIAN INSTITUTE	2,77,327	0	2,77,116	211	Sponsored
1250	SINTEF Energy Research	0	12,28,588	10,31,809	1,96,779	Sponsored
1251	Small Industries Development Bank of India	716	0	0	716	Sponsored
1252	Social Sciences and Humanities Research Council	8,40,497	5,64,438	6,76,432	7,28,503	Sponsored
1253	Southern Naval Command at Kochi, Kerala	22,64,022	8,81,120	20,79,182	10,65,960	Sponsored
1254	SPACE APPLICATION CENTRE	2,74,633	0	0	2,74,633	Sponsored
1255	Tamil Nadu Health System Reform Program	22,68,871	2,15,62,369	1,92,95,210	45,36,030	Sponsored
1256	Tamil Nadu Startup and Innovation Mission	0	5,78,151	5,22,610	55,541	Sponsored
1257	Tata Sons Limited	8,38,431	0	8,07,551	30,880	Sponsored
1258	Technology and Action for Rural Advancement	17,89,979	0	17,89,979	0	Sponsored
1259	Technology Information Forecasting and Assessment Council	3,99,000	3,40,000	7,42,275	-3,275	Sponsored
1260	Telecom Centre of Excellence	30,553	0	0	30,553	Sponsored
1261	The Ganga Foundation	5,82,831	0	5,75,226	7,605	Sponsored
1262	The Royal Academy of Engineering	14,70,873	71,653	14,55,594	86,933	Sponsored
1263	The Technical University of Berlin (Technische Universität Berlin)	0	14,54,108	14,53,801	307	Sponsored
1264	Tube Investments of India Limited	31,98,804	0	25,42,161	6,56,643	Sponsored
1265	UB (University at Buffalo) Electronic Packaging Laboratory	2,21,406	6,29,463	5,50,433	3,00,436	Sponsored
1266	Uchhatar Avishkar Yojana - IIT Madras	3,88,39,392	1,62,86,175	3,50,32,363	2,00,86,428	Sponsored
1267	UGC-DAE Consortium for Scientific Research	0	9,35,700	0	9,35,700	Sponsored
1268	UK INDIA Education & Research Initiative	34,380	0	0	34,380	Sponsored

S.No	Agency Name	Opening Balance	Receipts	Total Expenditure	Closing Balance	Project Type
1269	UK Research and Innovation	3,02,267	0	0	3,02,267	Sponsored
1270	United States Army International Technology Center	19,42,757	41,29,637	46,96,325	13,76,069	Sponsored
1271	University College London	0	5,83,525	5,15,698	67,827	Sponsored
1272	University Grants Commission	-20,79,078	40,17,449	8,23,674	11,14,697	Sponsored
1273	University of Sheffield	1,87,150	0	1,87,150	0	Sponsored
1274	University of Zurich	1,82,226	0	1,06,733	75,493	Sponsored
1275	Vellore Institute of Technology	5,00,000	0	0	5,00,000	Sponsored
1276	Wellcome Trust UK	2,77,05,057	3,23,94,426	2,82,61,223	3,22,64,486	Sponsored
<b>Grand Total</b>		<b>459,95,85,035</b>	<b>853,41,79,577</b>	<b>761,72,14,505</b>	<b>553,43,86,997</b>	

  
Dy. Registrar(F&A)

INDIAN INSTITUTE OF TECHNOLOGY MADRAS		
SCHEDULE - 3 (c ) UNUTILISED GRANTS FROM UGC, GOVERNMENT OF INDIA AND STATE GOVERNMENTS		
Particulars	Current Year 2023-24	Previous Year 2022-23
<b>Capital Grant - OH-35- Support to IITs</b>		
<b>a) Opening Balance:</b>		
Cash/Bank/Deposits	-19,96,90,690	-78,99,776
<b>b) Institute Revenue Generation:</b>		
Institute Revenue Generation (IRG) (Partial for opening adj.)	19,96,90,690	
<b>c) Additions to fund:</b>		
Grant Received	123,33,00,000	72,11,00,000
Grant-in-aid HEFA interest	7,03,97,342	
<b>Total ( c )</b>	<b>130,36,97,342</b>	<b>71,32,00,224</b>
<b>e) Institute Revenue Generation:</b>		
Institute Revenue Generation (IRG) - Net	0	
<b>f) Expenditure</b>		
Capital Expenditure	98,90,86,984	70,19,97,731
Journals & Periodicals	26,87,46,540	21,08,93,183
<b>Total ( f )</b>	<b>125,78,33,524</b>	<b>91,28,90,914</b>
<b>Net balance at the year end (a+b+c+d-f)</b>	<b>4,58,63,818</b>	<b>-19,96,90,690</b>
<b>Revenue Grant - OH-31 and OH-36 - Support to IITs</b>		
<b>a) Opening Balance:</b>		
Cash/Bank/Deposits	34,62,06,280	76,53,32,563
<b>b) Additions to fund:</b>		
Grant Received	823,49,85,337	586,10,45,124
Grant-in-aid HEFA interest	-7,03,97,342	
<b>Total (b)</b>	<b>816,45,87,995</b>	<b>586,10,45,124</b>
<b>c) Institute Revenue Generation:</b>		
Institute Revenue Generation (IRG)	0	9,44,08,498
<b>Total (a+b+c)</b>	<b>851,07,94,275</b>	<b>672,07,86,185</b>
<b>d) Expenditure</b>		
Revenue Expenditure	770,26,59,849	637,27,60,483
Capital Expenditure	16,76,060	18,19,422
<b>Total ( d )</b>	<b>770,43,35,909</b>	<b>637,45,79,905</b>
<b>Net balance at the year end (a+b+c-d)</b>	<b>80,64,58,366</b>	<b>34,62,06,280</b>
<b>Capital Grant - OH-35- Wold Class Institutions (IoE)</b>		
<b>a) Opening Balance:</b>		
Cash/Bank/Deposits	-14,73,29,228	1,16,87,951
<b>b) Institute Revenue Generation:</b>		
Institute Revenue Generation (IRG) (Partial for opening adj.)	14,73,29,228	
<b>c) Additions to fund:</b>		
Grant Received	237,00,00,000	180,00,00,000
<b>Total ( c )</b>	<b>237,00,00,000</b>	<b>181,16,87,951</b>
<b>d) Expenditure</b>		
Capital Expenditure	222,26,70,772	195,90,17,179
<b>Total ( d )</b>	<b>222,26,70,772</b>	<b>195,90,17,179</b>
<b>Net balance at the year end (a+b+c-d)</b>	<b>14,73,29,228</b>	<b>-14,73,29,228</b>
<b>Revenue Grant - OH-31 and OH-36 - IoE</b>		
<b>a) Opening Balance:</b>		
Cash/Bank/Deposits	14,97,33,323	2,84,21,364
<b>b) Additions to fund:</b>		
Grant Received	53,00,00,000	66,00,00,000
<b>Total (a+b)</b>	<b>67,97,33,323</b>	<b>68,84,21,364</b>
<b>c) Expenditure</b>		
Revenue Expenditure	59,42,68,424	53,86,88,041
<b>Net balance at the year end (a+b-c)</b>	<b>8,54,64,899</b>	<b>14,97,33,323</b>
<b>Total Surplus/Deficiency</b>	<b>108,51,16,311</b>	<b>0</b>

**INDIAN INSTITUTE OF TECHNOLOGY MADRAS SCHEDULE - 4 - FIXED ASSETS**

S. No.	Description	Dep. Rate	GROSS BLOCK				DEPRECIATION				NET BLOCK	
			As at 01.04.2023	Additions 2023-24	Deletion 2023-24	As at 31.3.2024	As at 01.04.2023	Additions 2023-24	Deletion 2023-24	As at 31.3.2024	As at 01.04.2023	As at 31.03.2024
	<b>FIXED ASSETS</b>											
	<b>A. Tangible Assets</b>											
1	Free Hold Land	0%	1,12,17,262			1,12,17,262	0	0	0	0	1,12,17,262	1,12,17,262
	Thaiyur Land Gifted by State Govt. 65.96.5 hectares	0%	328,47,40,368			328,47,40,368	0	0	0	0	328,47,40,368	328,47,40,368
2	<b>Buildings:</b>											
	MoE Grants	2%	1269,56,09,801	3,41,88,570		1272,97,98,371	200,40,30,373	25,86,94,775		226,27,25,148	1069,15,79,428	1046,70,73,223
	Project Funds	2%	49,98,659			49,98,659	4,99,865	99,973		5,99,838	44,98,794	43,98,821
	Donations	2%	5,45,46,507			5,45,46,507	54,54,650	10,90,930		65,45,580	4,90,91,857	4,80,00,927
3	<b>Electrical Installation:</b>											
	MoE Grants	5%	71,52,62,840	1,99,64,202	10,71,481	73,41,55,561	14,60,61,632	3,67,07,778	10,69,435	18,16,99,975	56,92,01,208	55,24,55,586
	Purchased from Project OH	5%	84,90,653			84,90,653	4,70,848	4,24,533	0	8,95,381	80,19,805	75,95,272
4	<b>Roads</b>											
	MoE Grants	2%	4,76,32,253	33,040		4,76,65,293	29,97,657	9,53,306		39,50,963	4,46,34,596	4,37,14,330
5	MoE Basket Ball Court	2%	80,90,493			80,90,493	25,88,958	1,61,810		27,50,768	55,01,535	53,39,725
6	<b>Laboratory Equipment</b>											
	MoE Grants	8%	675,56,94,600	53,26,34,580		728,83,29,180	349,65,03,138	58,30,66,334		407,95,69,472	325,91,91,462	320,87,59,708
	MoE CPDA Grants of Faculty	8%	1,98,75,915	11,55,111		2,10,31,026	1,18,09,615	16,82,482		1,34,92,097	80,66,300	75,38,929
	IoE Grants	8%	0	173,51,15,202		173,51,15,202	0	13,88,09,216		13,88,09,216	0	159,63,05,986
	CCE Funds	8%	99,84,300			99,84,300	50,92,744	7,98,744		58,91,488	48,91,556	40,92,812
	Corpus fund	8%		4,68,75,000		4,68,75,000	0	37,50,000		37,50,000	0	4,31,25,000
	Equipments from Project OH	8%	15,59,75,516	29,69,865		15,89,45,381	15,55,50,192	6,62,913		15,62,13,105	4,25,324	27,32,276
	Personal Contingency Funds	8%	2,37,98,609			2,37,98,609	2,31,01,764	6,96,845		2,37,98,609	6,96,845	0
	Research Management Fund	8%	60,40,380			60,40,380	33,85,699	4,83,230		38,68,929	26,54,681	21,71,451
7	<b>Vehicles</b>											
	MoE Grants	10%	4,76,93,282			4,76,93,282	4,21,37,298	47,69,328		4,69,06,626	55,55,984	7,86,656
	IoE Grants	10%		2,34,56,485		2,34,56,485	0	23,45,649		23,45,649	0	2,11,10,836
	Corpus fund	10%		5,47,31,799		5,47,31,799	0	54,73,180		54,73,180	0	4,92,58,619
8	<b>Furniture &amp; Fixtures</b>											
	MoE Grants	7.50%	45,43,89,589	3,64,64,436		49,08,54,025	38,88,99,184	3,68,14,052		42,57,13,236	6,54,90,405	6,51,40,789
	UOP Funds	7.50%	1,89,470			1,89,470	1,63,891	14,210		1,78,101	25,579	11,369
	MoE CPDA Funds	7.50%	6,02,633			6,02,633	5,05,304	45,197		5,50,501	97,329	52,132
	Purchased from Project OH	7.50%	21,07,049	2,85,990		23,93,039	3,21,542	1,79,478		5,01,020	17,85,507	18,92,019
	CCE Funds Furniture	7.50%	10,05,307			10,05,307	4,67,766	75,398		5,43,164	5,37,541	4,62,143
9	<b>Computers/ Accessories/</b>											
	MoE Grants	20%	75,73,76,680	9,62,39,297		85,36,15,977	67,54,18,546	4,51,67,112		72,05,85,658	8,19,58,134	13,30,30,319
	MoE CPDA Grants of Faculty	20%	11,12,61,761			11,12,61,761	11,12,61,761	0		11,12,61,761	0	0

S. No.	Description	Dep. Rate	GROSS BLOCK				DEPRECIATION				NET BLOCK	
			As at 01.04.2023	Additions 2023-24	Deletion 2023-24	As at 31.3.2024	As at 01.04.2023	Additions 2023-24	Deletion 2023-24	As at 31.3.2024	As at 01.04.2023	As at 31.03.2024
	IoE Grants	20%	0	54,11,261		54,11,261	0	10,82,252		10,82,252	0	43,29,009
	CCE Funds Computers	20%	2,82,31,926			2,82,31,926	2,82,31,926	0		2,82,31,926	0	
	Purchased from Project OH	20%	96,13,773	14,17,352		1,10,31,125	69,23,113	10,32,705		79,55,818	26,90,660	30,75,307
10	Networking:											
	MoE Grants (2013-14 Onwards)	20%	23,40,02,054	50,66,041		23,90,68,095	7,05,96,666	4,78,13,619		11,84,10,285	16,34,05,388	12,06,57,810
	Purchase for IC&SR	20%	2,66,683			2,66,683	64,005	53,337		1,17,342	2,02,678	1,49,341
	Corpus fund	20%	1,45,54,135			1,45,54,135	1,42,63,055	2,91,080		1,45,54,135	2,91,080	0
11	Library/Telephone/Office Eqpts.											
	MoE Grants	7.50%	3,26,73,478	1,74,025		3,28,47,503	1,47,86,943	24,63,563		1,72,50,506	1,78,86,535	1,55,96,997
12	Library Books											
	MoE Grants upto 31.3.2004	10%	21,85,37,533			21,85,37,533	21,85,37,533	0		21,85,37,533	0	0
	MoE Purchase after 1.4.2004	10%	22,08,69,336	55,85,498		22,64,54,834	21,58,87,418	55,40,468		22,14,27,886	49,81,918	50,26,948
	MoE CPDA A/c	10%	17,230			17,230	17,230	0		17,230	0	0
	Gift/Donation	10%	21,91,425			21,91,425	10,95,715	2,19,143		13,14,858	10,95,710	8,76,567
	UOP Funds	10%	22,31,849			22,31,849	22,31,849	0		22,31,849	0	0
13	Technical Journals											
	MoE Grants (Upto 2013-14)	10%	11,22,64,148			11,22,64,148	11,22,64,148	0		11,22,64,148	0	0
	MoE Grants -2014-15 onwards	10%	7,93,53,186	2,04,90,903		9,98,44,089	3,34,71,506	99,84,409		4,34,55,915	4,58,81,680	5,63,88,174
14	Hospital Equipments											
	MoE Hospital Equipments	4.75%	1,46,53,589			1,46,53,589	1,24,53,070	6,96,045		1,31,49,115	22,00,519	15,04,474
15	Fire Fighting Equipment											
	MoE Fire Fighting Equipment	4.75%	23,63,077			23,63,077	14,97,047	1,12,246		16,09,293	8,66,030	7,53,784
16	MoE Utensils/Fur. etc	4.75%	27,08,835			27,08,835	26,90,505	18,330		27,08,835	18,330	0
	Utensils - Project OH	4.75%	7,07,813			7,07,813	67,242	33,621		1,00,863	6,40,571	6,06,950
17	Plant & Machinery Project OH	5.00%	23,500			23,500	2,350	1,175		3,525	21,150	19,975
	Total Tangible Assets (A)		2615,18,47,497	262,22,58,657	10,71,481	2877,30,34,673	781,18,03,748	119,23,08,466	10,69,435	900,30,42,779	1834,00,43,749	1976,99,91,894
	B. Intangible Assets											
	MoE Grants E-Journals	40%	170,74,30,085	27,22,36,277		197,96,66,362	160,41,08,067	19,04,12,642		179,45,20,709	10,33,22,018	18,51,45,653
	MoE Purchase of Software	40%	8,42,14,549	5,48,98,916		13,91,13,465	6,69,96,989	3,43,32,970		10,13,29,959	1,72,17,560	3,77,83,506
	MoE E-Books	40%	14,51,52,796	8,33,84,546		22,85,37,342	10,08,24,739	6,38,80,853		16,47,05,592	4,43,28,057	6,38,31,750
	Library E-Database (2023-24)	40%		3,78,82,311		3,78,82,311	0	1,51,52,924		1,51,52,924	0	2,27,29,387
	Patents	9 Yrs	9,02,00,056	1,20,82,388		2,62,92,868	1,68,43,633	29,21,430	90,75,394	1,06,89,669	7,33,56,423	1,56,03,199
	Total Intangible Assets (B)		202,69,97,486	46,04,84,438	7,59,89,576	241,14,92,348	178,87,73,428	30,67,00,819	90,75,394	208,63,98,853	23,82,24,058	32,50,93,495
	Total Assets (A)+(B)		2817,88,44,983	308,27,43,095	7,70,61,057	3118,45,27,021	960,05,77,176	149,90,09,285	1,01,44,829	1108,94,41,632	1857,82,67,807	2009,50,85,389
	C. CAPITAL WORK-IN-PROCESS											
	Particulars	Support to IITs	IoE	HEFA		Project Fund						
CPWD WIP				Others WIP								
	Op. Balance as on 01-04-2023	39,80,12,766	32,53,06,501	98,96,23,158	91,13,58,025							



S. No.	Description	Dep. Rate	GROSS BLOCK				DEPRECIATION				NET BLOCK	
			As at 01.04.2023	Additions 2023-24	Deletion 2023-24	As at 31.3.2024	As at 01.04.2023	Additions 2023-24	Deletion 2023-24	As at 31.3.2024	As at 01.04.2023	As at 31.03.2024
	Additions during 2023-24		19,27,29,751	45,37,87,825	7,03,97,342	18,27,67,296						
	Deposit works done by CPWD		25,29,50,569	11,95,72,414	30,00,85,234	0	7,23,977					
	Transfer to Fixed Assets		14,00,00,547	4,54,53,304	0	0						
	Reclassified (Already transferred to Fixed assets during 2022-23)				43,97,19,338	-43,97,19,338						
	Reversed from Completed works to CWIP due to excess capitalized during 2022-23		12,06,94,507		6,93,53,401							
	Miscellaneous works pertains to previous years transfer to Fixed Assets			3,58,57,494								
	<b>CWIP Total (C)</b>		<b>82,43,87,046</b>	<b>81,73,55,942</b>	<b>186,91,78,473</b>	<b>65,44,05,983</b>	<b>7,23,977</b>					<b>416,60,51,421</b>
	<b>Grand Total (A+B+C)</b>											<b>2426,11,36,810</b>

Note 1: From 2014-15 Softwares accounted separately as the rate of depreciation prescribed by MoE is difference from that of computers.

#### CPWD Receipts and Payments summary

		HEFA loan availed and expenditure			
Particulars	Support to IITs	IoE	HEFA	Project Fund	Amount
Opening balance as on 01-04-2023	26,24,28,946	74,44,16,872	15,94,25,260		106,21,44,657
Received during 2023-24		1,28,00,000	21,13,00,000		131,02,04,072
Received during previous year				13,77,888	173,75,31,954
Arbitration / Compensation	0	0	0		58,13,79,896
Refunded during 2023-24	0	79,00,000	0		39,40,67,296
<b>Total available</b>	<b>26,24,28,946</b>	<b>74,93,16,872</b>	<b>37,07,25,260</b>	<b>13,77,888</b>	<b>508,53,27,875</b>
Expenditure during 2023-24	25,19,01,939	11,95,72,414	30,00,85,234	7,23,977	
Expenditure opening difference	10,48,630				
<b>Balance pending with CPWD</b>	<b>94,78,377</b>	<b>62,97,44,458</b>	<b>7,06,40,026</b>	<b>6,53,911</b>	

#### E-books, E-Journals workings

particulars	Amount
Library E-Books	8,33,84,546
Library print books	55,85,498
Library E-Database	3,78,82,311
E-Journals	14,18,94,185
<b>Total expenditure</b>	<b>26,87,46,540</b>
<b>Capitalisation</b>	
Add: 2022-23 Prepaid	15,08,32,995
Less: 2023-24 Prepaid	0
<b>Total to be Capitalized</b>	<b>29,27,27,180</b>
Print Version	2,04,90,903
eVersion	27,22,36,277

*Handwritten signature*

Dy. Registrar(F&A)



**INDIAN INSTITUTE OF TECHNOLOGY MADRAS SCHEDULE - 4 - Depreciation working**

Description	Dep. Rate	GROSS BLOCK				DEPRECIATION				NET BLOCK	
		As at 01.04.2023	Additions 2023-24	Deletion 2023-24	As at 31.3.2024	As at 01.04.2023	Additions 2023-24	Deletion 2023-24	As at 31.3.2024	As at 01.04.2023	As at 31.03.2024
<b>Tangible Assets</b>											
<b>Computers/Accessories</b>											
MoE Grants upto 2019-20	20%	62,77,80,416			62,77,80,416	62,77,80,416	0		62,77,80,416		
MoE Grants 2020-21	20%	3,64,49,644			3,64,49,644	2,21,83,015	72,89,929	3,13,229	2,91,59,715	1,42,66,629	72,89,929
MoE Grants 2021-22	20%	3,41,28,957			3,41,28,957	1,36,51,582	68,25,791		2,04,77,373	2,04,77,375	1,36,51,584
MoE Grants 2022-23	20%	5,90,17,663			5,90,17,663	1,18,03,533	1,18,03,533		2,36,07,066	4,72,14,130	3,54,10,597
MoE Grants 2023-24	20%		9,62,39,297		9,62,39,297	0	1,92,47,859		1,92,47,859	0	7,69,91,438
MoE CPDA GIA	20%	11,12,61,761			11,12,61,761	11,12,61,761	0		11,12,61,761	0	0
IoE Grants 2023-24	20%		54,11,261		54,11,261	0	10,82,252		10,82,252	0	43,29,009
CCE Funds Computers	20%	2,82,31,926			2,82,31,926	2,82,31,926	0		2,82,31,926	0	0
Purchase for IC&SR 2020-21	20%	58,67,596			58,67,596	58,67,596	0		58,67,596	0	0
Purchase for IC&SR 2021-22	20%	15,31,411			15,31,411	6,12,564	3,06,282	0	9,18,846	9,18,847	6,12,565
Purchase for IC&SR 2022-23	20%	22,14,766			22,14,766	4,42,953	4,42,953	0	8,85,906	17,71,813	13,28,860
Purchase for IC&SR 2023-24	20%		14,17,352		14,17,352	0	2,83,470	0	2,83,470	0	11,33,882
<b>Networking:</b>											
MoE Grants upto 2022-23	20%	23,40,02,054			23,40,02,054	7,05,96,666	4,68,00,411		11,73,97,077	16,34,05,388	11,66,04,977
MoE Grants 2023-24	20%		50,66,041		50,66,041	0	10,13,208		10,13,208	0	40,52,833
Purchase for IC&SR	20%	2,66,683			2,66,683	64,005	53,337		1,17,342	2,02,678	1,49,341
Corpus fund	20%	1,45,54,135			1,45,54,135	1,42,63,055	2,91,080		1,45,54,135	2,91,080	0
<b>Vehicles</b>											
MoE Grants upto 2022-23	10%	4,76,93,282			4,76,93,282	4,21,37,298	47,69,328		4,69,06,626	55,55,984	7,86,656
IoE Grants 2023-24	10%		2,34,56,485		2,34,56,485	0	23,45,649		23,45,649	0	2,11,10,836
Corpus fund 2023-24	10%		5,47,31,799		5,47,31,799	0	54,73,180		54,73,180	0	4,92,58,619
<b>Library Books</b>											
MoE Grants upto 31.3.2004	10%	21,85,37,533			21,85,37,533	21,85,37,533	0		21,85,37,533	0	0
MoE Purchase upto 2022-23	10%	22,08,69,336			22,08,69,336	21,58,87,418	49,81,918		22,08,69,336	49,81,918	0
MoE Purchase 2023-24	10%		55,85,498		55,85,498	0	5,58,550		5,58,550	0	50,26,948
MoE CPDA A/c	10%	17,230			17,230	17,230	0		17,230	0	0
Gift/Donation	10%	21,91,425			21,91,425	10,95,715	2,19,143		13,14,858	10,95,710	8,76,567
UOP Funds	10%	22,31,849			22,31,849	22,31,849	0		22,31,849	0	0
<b>Technical Journals</b>											

Description	Dep. Rate	GROSS BLOCK				DEPRECIATION				NET BLOCK	
		As at 01.04.2023	Additions 2023-24	Deletion 2023-24	As at 31.3.2024	As at 01.04.2023	Additions 2023-24	Deletion 2023-24	As at 31.3.2024	As at 01.04.2023	As at 31.03.2024
MoE Grants (Upto 2013-14)	10%	11,22,64,148			11,22,64,148	11,22,64,148	0		11,22,64,148	0	0
MoE Grants up to 2022-23	10%	7,93,53,186			7,93,53,186	3,34,71,506	79,35,319		4,14,06,825	4,58,81,680	3,79,46,361
MoE Grants 2023-24	10%		2,04,90,903		2,04,90,903	0	20,49,090		20,49,090	0	1,84,41,813
<b>Total Dep. - Tangible Assets</b>		<b>90,64,84,140</b>	<b>10,30,67,910</b>	<b>0</b>	<b>100,95,52,050</b>	<b>82,18,35,347</b>	<b>12,37,72,282</b>	<b>3,13,229</b>	<b>86,88,04,187</b>	<b>8,46,48,793</b>	<b>14,07,47,863</b>
<b>Intangible Assets</b>											
MoE E-Journals upto 2020-21	40%	140,88,58,863			140,88,58,863	140,88,58,863	0		140,88,58,863	0	0
MoE E-Journals 2021-22	40%	18,95,51,791			18,95,51,791	15,16,41,432	3,79,10,359		18,95,51,791	3,79,10,359	0
MoE E-Journals 2022-23	40%	10,90,19,431			10,90,19,431	4,36,07,772	4,36,07,772		8,72,15,544	6,54,11,659	2,18,03,887
MoE E-Journals 2023-24	40%	0	27,22,36,277		27,22,36,277	0	10,88,94,511		10,88,94,511	0	16,33,41,766
MoE Software upto 2020-21	40%	4,65,68,319			4,65,68,319	4,65,68,319	0		4,65,68,319	0	0
MoE Software 2021-22	40%	1,34,25,446			1,34,25,446	1,07,40,356	26,85,090		1,34,25,446	26,85,090	0
MoE Software 2022-23	40%	2,42,20,784			2,42,20,784	96,88,314	96,88,314		1,93,76,628	1,45,32,470	48,44,156
MoE Software 2023-24	40%	0	5,48,98,916		5,48,98,916	0	2,19,59,566		2,19,59,566	0	3,29,39,350
MoE E-Books upto 2020-21	40%	6,15,22,730			6,15,22,730	6,15,22,730	0		6,15,22,730	0	0
MoE E-Books 2021-22	40%	1,46,24,958			1,46,24,958	1,16,99,966	29,24,992		1,46,24,958	29,24,992	0
MoE E-Books 2022-23	40%	6,90,05,108			6,90,05,108	2,76,02,043	2,76,02,043		5,52,04,086	4,14,03,065	1,38,01,022
MoE E-Books 2023-24	40%		8,33,84,546		8,33,84,546	0	3,33,53,818		3,33,53,818	0	5,00,30,728
Library E-Database (2023-24)	40%		3,78,82,311		3,78,82,311	0	1,51,52,924		1,51,52,924	0	2,27,29,387
<b>Total Dep. - Intangible Assets</b>		<b>193,67,97,430</b>	<b>44,84,02,050</b>	<b>0</b>	<b>238,51,99,480</b>	<b>177,19,29,795</b>	<b>30,37,79,389</b>	<b>0</b>	<b>207,57,09,184</b>	<b>16,48,67,635</b>	<b>30,94,90,296</b>

Dy. Registrar(F&A)

**INDIAN INSTITUTE OF TECHNOLOGY MADRAS**  
**SCHEDULE - 4C - INTANGIBLE ASSETS**

Amount in Rupees												
S. No.	Asset Heads	Dep. Rate	GROSS BLOCK				DEPRECIATION/AMORTIZATION BLOCK				NET BLOCK	
			Op. bal 01.04.2023	Additions 2023-24	Deletions 2023-24	Closing Bal. 31.3.2024	Depreciation/ Amortization openg balance	Depreciation/ Amortization for the year	Deductions/ Adjustment	Total Depreciation/ Amortization	As at 01.04.2023	As at 31.03.2024
1	E-Journals	40%	170,74,30,085	27,22,36,277		197,96,66,362	160,41,08,067	19,04,12,642	0	179,45,20,709	10,33,22,018	18,51,45,653
2	Computer Software	40%	8,42,14,549	5,48,98,916		13,91,13,465	6,69,96,989	3,43,32,970	0	10,13,29,959	1,72,17,560	3,77,83,506
3	E-Books	40%	14,51,52,796	8,33,84,546		22,85,37,342	10,08,24,739	6,38,80,853	0	16,47,05,592	4,43,28,057	6,38,31,750
4	Library E-Database	40%	0	3,78,82,311		3,78,82,311	0	1,51,52,924	0	1,51,52,924	0	2,27,29,387
5	Patents	9 Yrs	9,02,00,056	1,20,82,388	7,59,89,576	2,62,92,868	1,68,43,633	29,21,430	90,75,394	1,06,89,669	7,33,56,423	1,56,03,199
	Total		202,69,97,486	46,04,84,438	7,59,89,576	241,14,92,348	178,87,73,428	30,67,00,819	90,75,394	208,63,98,853	23,82,24,058	32,50,93,495

Dy. Registrar (F&A)

INDIAN INSTITUTE OF TECHNOLOGY MADRAS						
SCHEDULE - 5 - SUMMARY OF CASH, BANK, INVESTMENT BALANCES AS ON 31-03-2024						
Bank	Account	Acct. Type	Account No.	Cash	Bank	Total Bank Bal.
SBI	Corpus Fund	Savings	10620825321		40,20,46,524	40,20,46,524
Axis	Corpus Fund	Savings	006010100894074		38,55,05,085	38,55,05,085
HDFC	Corpus Fund	Savings	50100192676164		16,91,88,769	458,86,53,425
Axis	Corpus Fund (FC A/c)	Savings	006011000871020		1,30,877	1,30,877
SBI	Corpus Fund - Shares	Demat	1204720027351265		0	23,15,850
SBI	Endowment A/c	Savings	30357858595		35,97,65,121	35,97,65,121
HDFC	Endowment A/c	Savings	50100192676164		34,19,76,420	146,31,99,363
SBI	Main Account A A/c	Savings	10620824305		65,48,68,600	61,69,30,975
CB	Main Account A A/c	Current	2722201000001		37,60,225	37,60,225
SBI	CSIR/External Scholars (D A/c)	Current	10620822273		2,25,67,573	2,25,67,573
SBI	SBI PFMS A/c	Current	37817807162		15,06,174	15,06,174
SBI	IITM Tuition Fees A/c	Savings	30056243638		13,16,58,327	13,16,58,327
SBI	IIT Imprest Holding A/c	Savings	30779748967		4,13,102	4,13,102
SBI	IITM Tuition Fees I collect A/c	Current	31785918084		2,53,648	2,53,648
SBI	Registrar IIT Madras - POS A/c	Current	35832066830		25,07,783	25,07,783
ICICI	Indian Institute of Technology Madras	Savings	000101236453		25,86,72,427	25,86,72,427
CB	Canara Bank_HEFA Interest	Savings	2722101016264		1,46,798	1,46,798
CB	Canara Bank_HEFA Loan	Savings	2722101016265		64,13,39,976	64,13,39,976
CB	Canara Bank Statutory Account	Current	120023770817		5,76,340	5,76,340
SBI	IIT Madras Estate Account	Current	35712661124		16,74,424	16,74,424
SBI	CCE A/c	Savings	10620822295		53,34,460	53,34,460
SBI	CCE Holding A/c	Savings	36401111110		1,00,000	1,00,000
HDFC	CCE A/c	Savings	50100192676164		6,68,48,823	37,46,29,290
SBI	Swimming Pool Account	Current	10620822636		0	75,61,457
CB	Project - Canara Bank Non-PFMS	Savings	2722101001741		25,87,50,460	1003,39,10,826
CB	Project - Canara Bank - ICSROH	Savings	2722101003872		74,23,507	74,23,507
CB	Project - Canara Bank Research Fund	Savings	2722101012117		6,45,338	6,45,338
CB	Project - Canara Bank - PFMS	Savings	2722101016150		19,96,28,553	19,96,28,553
HDFC	Project - HDFC Bank	Savings	50100240603650		9,65,938	156,82,87,170
CB	Project - Canara Bank - Consultancy	Savings	2722101016162		15,56,07,472	15,56,07,472
CB	Project-PCF	Savings	2722101001742		94,73,023	94,73,023
CB	Project-RMF	Savings	2722101008484		0	0
CB	Project - IIT REG Payment ACC	Savings	2722101016596		-18,74,74,726	-18,74,74,726
CB	Project - Canara Bank-CSR	Savings	2722101016163		21,33,909	21,33,909
INDIND	Project - IndusInd Bank	Savings	154422578080		16,61,960	16,61,960

Bank	Account	Acct. Type	Account No.	Cash	Bank	Investments	Total Bank Bal.
RBI	RBI - 10682901001 - PFMS	Savings	10682901001		1		1
ICICI	IITM - DBT (0150)	Savings	000101237889		1,22,17,226		1,22,17,226
UNION	IITM - DST (1819)	Savings	570402010010833		7,26,75,638		7,26,75,638
MAHAR	IITM - DST (3237)	Savings	60418606512		2,74,91,035		2,74,91,035
ICICI	IITM - MEITY (0542)	Savings	101237887		0		0
ICICI	IITM - NMEICT	Savings	000101237888		3,07,41,664		3,07,41,664
CB	IITM - PMRF (CNA)	Savings	110046953284		2,05,23,436		2,05,23,436
SBI	IITM - SPARC	Current	41074613697		1,30,16,532		1,30,16,532
SBI	IITM - STARS	Savings	40988766405		17,840		17,840
SBI	IITM - STARS	Current	41054147297		1,07,72,101		1,07,72,101
MAHAR	IITM - DST (1817)	Savings	60418061361		5,97,89,206		5,97,89,206
ICICI	ICICI Bank	Savings	000101238175		34,379		34,379
SBI	IITM - AYURGYAN (3987)	Savings	41771261404		0		0
CB	IITM - IKS 3921	Savings	101238177		2,10,177		2,10,177
CB	IITM MHRD 1782	Savings	110155140670		21,36,170		21,36,170
CB	IITM - NTTM 3972	Savings	570402010012421		4,17,62,183		4,17,62,183
CB	MAHACNA TDB PORTAL	Savings	PFMS		2,37,56,732		2,37,56,732
CB	IITM PMRF Holding account	Savings	120023804286		1		1
CB	IITM - Space Science Promotion (2792)	Savings	42499234176		34,69,689		34,69,689
CB	Canara Bank CDOT	Savings	110129144817		8,09,25,535		8,09,25,535
CB	IITM - HRDS (1220)	Savings	50100668713873		10,41,500		10,41,500
CB	IITM - MEITY (0538)	Savings	110057342288		51,061		51,061
CB	IITM - MEITY (0540)	Savings	110105631581		1,29,83,494		1,29,83,494
CB	IITM UBA 3350	Savings	110090404862		54,36,997		54,36,997
CB	Uchhatar Avishkar Yojana Scheme	Savings	2722101012915		86,16,388		86,16,388
CB	Swachhta action plan	Savings	2722101016166		71,527		71,527
	<b>Total</b>			<b>0</b>	<b>432,73,97,422</b>	<b>1865,54,88,356</b>	<b>2298,28,85,778</b>

  
Dy. Registrar(F&A)

# SCHEDULE - 5 - DETAILS OF INVESTMENT UNDER EARMARKED FUNDS AS ON 31-03-2024

## FD Investment as on 31-03-2024 - Corpus

Name of the Bank	Amount	Date of Investment	Date of Maturity	Period of Investment	Rate of Interest	Maturity Value	Deposit Account No.
HDFC BANK	8,24,39,185	04-05-2023	04-05-2025	24 Months	7.15% MV	9,49,92,472	50300091650437
<b>Total</b>	<b>8,24,39,185</b>						

## Mutual Fund Investment as on 31-03-2024 - Corpus - Thru SBI CAP

Investment Company	Amount	Invest.Date	FDR / Folio No.
UTI-Nifty Index Fund - Direct Plan - Growth	8,50,00,000	08-06-2020	
UTI-Nifty Index Fund - Direct Plan - Growth	8,50,00,000	17-06-2020	
UTI-Nifty Index Fund - Direct Plan - Growth	8,49,95,750	09-07-2020	
UTI-Nifty Index Fund - Direct Plan - Growth	8,49,95,750	27-07-2020	
UTI-Nifty Index Fund - Direct Plan - Growth	9,79,95,100	07-09-2020	
UTI-Nifty Index Fund - Direct Plan - Growth	39,99,800	01-03-2021	
Kotak Flexi Cap Fund - Direct Plan - Growth	7,50,00,000	08-06-2020	
Kotak Flexi Cap Fund - Direct Plan - Growth	7,50,00,000	17-06-2020	
Kotak Flexi Cap Fund - Direct Plan - Growth	7,49,96,250	09-07-2020	
Kotak Flexi Cap Fund - Direct Plan - Growth	7,49,96,250	27-07-2020	
<b>Total</b>	<b>74,19,78,900</b>		

## Equity & Govt. Bonds, MFs Investment thru India Life Capital as on 31-03-2024 - Corpus

Investment Instruments	Amount	Bond Ledger A/c / ISIN / Folio No.	Investment Date
8.20% Power Finance Corporation Ltd. 2025-10.03.2025, Interest-10th March	3,86,61,300	INE134E08GY3	31-07-2017
8.11% Rural Electrification Corporation Limited (REC Ltd.) 2025-07.10.2025, Interest-31st October	3,77,71,200	INE020B08963	31-07-2017
8.15% Bajaj Finance Ltd., 2027-22.06.2027, Interest-22nd June	1,50,27,000	INE296A08847	05-10-2017
8.15% Bajaj Finance Ltd 2027 - 22.06.2027, Interest- 22nd June	5,30,00,000	INE296A08847	30-10-2017
8.45% Bajaj Finance Ltd., 2026 - 29.09.2026, Interest-29th Sept.	9,77,85,700	INE296A08805	08-01-2018
8.21% Haryana SDL Special-SLR - 31 Mar 2025 - Interest 30th Sep & 31st Mar	14,46,27,150	IN1620150178	15-01-2018
8.15% Tamil Nadu SDL - 09-May-2018 - 09-Nov/09-May Half yearly	7,07,18,400	IN3120180036	20-08-2018
7.85% Power Finance Corporation Ltd., 03-Apr-2028 - 03-Oct/03-Apr Half yearly	13,46,24,000	INE134E08IP5	20-08-2018
8.05% Tamil Nadu State Development Loan - 18-Apr-2028, Int. 18-Oct / 18-Apr Half yearly	2,91,48,000	IN3120180010	19-11-2018
GOI Loan	16,11,45,000		03-12-2019
SBI-Perpetual	8,12,80,000		02-12-2019
BOB-Perpetual	15,18,30,000	INE028A08182	17-06-2020
BOB-Perpetual	9,96,72,000	INE028A08216	07-09-2020
PFC	10,20,93,600	INE134E07AN1	01-03-2021

Jharkhand SDL	15,68,00,000	IN3720190062	18-06-2020
Karnataka SDL	9,68,16,000	IN1920200384	18-06-2020
Madhya Pradesh SDL-SLR	12,38,25,000	IN2120200232	02-03-2021
Maharashtra SDL - 7.10%	11,02,20,000	IN2220210206	25-02-2022
TamilNadu SDL - 7.14%	20,02,73,000	IN3120210379	15-03-2022
Government of India LOAN - 6.64%	25,89,30,000	IN0020210020	22-03-2022
Telangana SDL - 7.93%	7,04,62,000	IN4520220034	11-08-2022
Kotak Flexicap fund - Dircet Plan -Growth	2,14,98,925	4102156/19	11-08-2022
UTI Nifty Index Fund - Direct Plan -Growth	2,09,98,950	517288159553	11-08-2022
UTI Nifty Index Fund - Direct Plan -Growth	2,09,98,950	517288159553	26-08-2022
Kotak Flexicap fund - Dircet Plan -Growth	2,14,98,925	4102156/19	26-08-2022
UTI Nifty Index Fund - Direct Plan -Growth	41,99,790	517288159553	20-09-2022
HDFC LTC Bond - 8.00%	14,18,62,000	INE001A07To8	20-09-2022
UTI Liquid Cash Fund-Direct Plan-Growth	3,99,98,000	517288159553	19-01-2023
Karnataka SDL - 7.60%	10,04,90,000	IN1920220135	20-01-2023
UTI Liquid Cash Fund Direct Growth	3,09,98,450	517288159553	30-05-2023
Maharashtra SDL - 7.70%	25,65,00,000	IN2220220064	30-05-2023
Tamil Nadu SDL 2035- 6.63 %	11,89,37,000	IN3120100321	04-12-2023
Madhya Pradesh SDL-SLR 2037 - 7.76 %	25,06,75,000	IN2120230130	04-12-2023
Haryana SDL-SLR 2035 - 7.75 %	25,03,70,000	IN1620230301	04-12-2023
Telangana SDL-SLR 2035 - 7.74 %	25,05,00,000	IN4520230355	04-12-2023
<b>Total</b>	<b>376,42,35,340</b>		
<b>Total - Corpus</b>	<b>458,86,53,425</b>		

Equity shares as on 31-03-2024 - Corpus - Thru SBI CAP		
Investment Company	Amount	Invest.Date
Computer Age Management Services Ltd (CAMS)	23,15,850	30-03-2022
<b>Total</b>	<b>23,15,850</b>	

Mutual Fund Investment as on 31-03-2024 - Endowment - thru SBI CAP			
Investment Company	Amount	Invest.Date	FDR / Folio No.
HDFC Index Fund-Sensex Plan(PA) - Dir-Growth Option	1,76,88,238	22-02-2019	9996131/30
HDFC Index Fund-Sensex Plan(PA) - Dir-Growth Option	1,48,20,082	22-02-2019	9996131/30
UTI-Nifty Index Fund - Direct Plan - Growth	4,69,97,650	07-09-2020	
<b>Total</b>	<b>7,95,05,970</b>		

Equity & Govt. Bonds, MFs Investment thru India Life Capital as on 31-03-2024 - Endowment			
Investment Instruments	Amount	Bond Ledger A/c / ISIN / Folio No.	Investment execution date
8.20% Power Finance Corporation Ltd. 2025 - 10.03.2025, Interest-10th March	4,17,96,000	INE134E08GY3	31-07-2017



8.11% Rural Electrification Corporation Limited (REC Ltd.) 2025 - 07.10.2025, Interest-31st October	4,19,68,000	INE020B08963	31-07-2017
8.15% Bajaj Finance Ltd., 2027-22.06.2027, Interest-22nd June	2,00,36,000	INE296A08847	05-10-2017
8.15% Bajaj Finance Ltd 2027 - 22.06.2027, Interest-22nd June	4,00,00,000	INE296A08847	30-10-2017
8.45% Bajaj Finance Ltd., 2026 - 29.09.2026, Interest-29th Sept.	4,83,88,800	INE296A08805	08-01-2018
8.21% Haryana SDL Special-SLR - 31 Mar 2025 - Interest 30th Sep & 31st March - Half yearly	2,96,40,900	IN1620150178	15-01-2018
7.85% Power Finance Corporation Ltd. 03-Apr-2028, 03-Oct/03-Apr Half yearly	3,36,56,000	INE134E08JP5	20-08-2018
GOI Loan	16,11,45,000		03-12-2019
Maharashtra SDL	1,19,99,900		01-10-2019
BOB	3,50,00,000		02-12-2019
SBI Liquid fund, direct plan - Growth option	2,13,75,200		29-03-2019
Karnataka SDL	5,03,05,000	IN1920200228	21-09-2020
NABARD	4,88,04,800	INE261F08BY2	12-06-2020
SBI Blue Chip Fund - Direct Plan - Growth	3,99,29,847		
UTI-Nifty Index Fund - Direct Plan - Growth	9,11,28,983		
Aditya Birla Sun Life Frontline Equity Fund - Growth - Direct Plan	2,87,10,384		
Kotak Flexi Cap Fund - Direct Plan - Growth	3,30,04,488		
Maharashtra SDL - 7.10%	4,00,80,000	IN2220210206	25-02-2022
Tamil Nadu SDL - 7.14%	10,01,36,500	IN3120210379	15-03-2022
Kotak Flexi Cap Fund - Direct Plan - Growth	1,49,99,250	4102156/19	11-08-2022
UTI-Nifty Index Fund - Direct Plan - Growth	1,33,49,333	517288159553	11-08-2022
UTI-Nifty Index Fund - Direct Plan - Growth	1,33,49,333	517288159553	26-08-2022
Kotak Flexi Cap Fund - Direct Plan - Growth	1,49,99,250	4102156/19	26-08-2022
UTI-Nifty Index Fund - Direct Plan - Growth	44,99,775	517288159553	20-09-2022
Telangana SDL - 7.95%	9,31,50,000	IN4520220091	22-09-2022
UTI Liquid Cash Fund - Direct Plan - Growth	1,69,99,150	517288159553	19-01-2023
UTI-Nifty Index Fund - Direct Plan - Growth	1,24,99,375	517288159553	04-05-2023
UTI Liquid Cash Plan - Direct Plan - Growth	3,74,98,125	517288159553	04-05-2023
Karnataka SDL-SLR	4,50,54,000	IN1920230084	04-12-2023
Madhya Pradesh SDL-SLR	10,02,70,000	IN2120230130	04-12-2023
Maharashtra SDL-SLR	9,99,20,000	IN2220230162	04-12-2023
<b>Total</b>	<b>138,36,93,393</b>		
<b>Total - Endowment</b>	<b>146,31,99,363</b>		

Equity & Govt. Bonds, MFs Investment thru India Life Capital as on 31-03-2024 - CCE			
Investment Instruments	Amount	Bond Ledger A/c / ISIN / Folio No.	Settlement Date
8.05% Tamil Nadu State Development Loan - 18-Apr-2028, Half yearly 18-Oct / 18-Apr	8,74,440	IN3120180010	09-11-2018
Maharashtra SDL	3,81,81,500		01-10-2019
NABARD	3,01,13,600	INE261F08BY2	
PFC	89,20,800	INE134E07AN1	



Jharkhand SDL	3,91,30,000	IN3720190062	
Karnataka SDL	7,76,54,500	IN1920200384	
Madhaya Pradhesh SDL - 6.85%	4,80,48,000	IN21202100033	30-11-2021
Maharashtra SDL - 7.10%	2,00,40,000	IN2220210206	25-02-2022
Government of India LOAN - 6.64%	1,91,80,000	IN0020210020	22-03-2022
UTI Nifty Index Fund - Direct Plan -Growth	2,08,98,955	517288159553	11-08-2022
UTI Nifty Index Fund - Direct Plan -Growth	2,08,98,955	517288159553	26-08-2022
UTI Nifty Index Fund - Direct Plan -Growth	99,99,500	517288159553	20-09-2022
UTI Liquid Cash Fund - Direct Plan -Growth	1,41,99,290	517288159553	19-01-2023
SBI LTD Bond 6.80%-Upper Tier II 2030	96,08,750	INE062A08231	04-05-2023
PFC 7.55 % - 2038	1,68,81,000	INE134E07CK3	04-12-2023
<b>Total</b>	<b>37,46,29,290</b>		

<b>Total - CCE</b>	<b>37,46,29,290</b>
--------------------	---------------------

#### FD Investment as on 31-03-2024 - Swimming pool

Name of the Bank	Amount	Date of Investment	Date of Maturity	Period of Investment	Rate of Interest	Maturity Value	Deposit Account No.
State Bank of India	25,25,754	04-06-2022	04-06-2024	2 Years	5.20%	28,00,700	32362976266
State Bank of India	47,06,916	14-03-2024	14-03-2025	1 Year	6.80%	50,36,241	41750143891
ICICI Bank	3,28,787	30-09-2022	30-09-2023	1 Year	5.00%	3,45,226	115575062
<b>Total-Swimming pool</b>	<b>75,61,457</b>						

#### FD Investment as on 31-03-2024 - Institute main account

Name of the Bank	Amount	Date of Investment	Date of Maturity	Period of Investment	Rate of Interest	Maturity Value	Deposit Account No.
State Bank of India	1,74,30,975	10-05-2023	10-05-2024	1 Year	5.00%	1,86,46,851	38449721023
Canara Bank	1,99,00,000	27-03-2024	14-06-2025	444 DAYS	7.40%	2,17,56,946	145000477870/1
Canara Bank	1,99,00,000	27-03-2024	14-06-2025	444 DAYS	7.40%	2,17,56,946	145000478257/1
Canara Bank	1,99,00,000	27-03-2024	14-06-2025	444 DAYS	7.40%	2,17,56,946	145000479173/1
Canara Bank	1,99,00,000	27-03-2024	14-06-2025	444 DAYS	7.40%	2,17,56,946	145000477623/1
Canara Bank	1,99,00,000	27-03-2024	14-06-2025	444 DAYS	7.40%	2,17,56,946	145000476249/1
<b>Total - Institute main account</b>	<b>11,69,30,975</b>						

#### MFs Investment - Support to IITs31-03-2024

Investment Instruments	Amount	Invest.Date	FDR / Folio No.	Batch No
SBI liquid Fund	50,00,00,000	27-03-2024		
<b>Total</b>	<b>50,00,00,000</b>			

<b>Total - Support to IITs</b>	<b>61,69,30,975</b>
--------------------------------	---------------------

Dy. Registrar(F&A)

INDIAN INSTITUTE OF TECHNOLOGY MADRAS		
SCHEDULE - 7 - CURRENT ASSETS		
Particulars	Current Year 2023-24	Previous Year 2022-23
<b><u>SCHEDULE - 7 Current Assets</u></b>		
<b>A.Current Assets:</b>		
1. Inventories		
a) Stamps on hand	1,38,588	4,54,427
<b>Total 1</b>	<b>1,38,588</b>	<b>4,54,427</b>
<b>2. Cash in hand (Including cheques/drafts and TA/imprest)</b>		
a) Imprest - Support to IITs	11,40,000	6,95,000
a) Imprest - IC&SR	4,97,09,920	4,12,75,000
b) Temporary Advance	0	0
<b>Total 2</b>	<b>5,08,49,920</b>	<b>4,19,70,000</b>
<b>3. Bank Balances:</b>		
a) With Scheduled Banks		
In Current Accounts	5,66,34,800	4,28,72,270
In Savings Accounts	427,07,62,622	324,62,36,691
b) With non-Scheduled Banks	0	0
<b>Total 3</b>	<b>432,73,97,422</b>	<b>328,91,08,961</b>
<b>Total</b>	<b>437,83,85,930</b>	<b>333,15,33,388</b>

  
Dy. Registrar(F&A)

INDIAN INSTITUTE OF TECHNOLOGY MADRAS		
SCHEDULE - 8 - LOANS, ADVANCES & DEPOSITS		
Particulars	Current Year 2023-24	Previous Year 2022-23
<b>1. Long term advances to employees (Interest bearing)</b>		
Conveyance Advance/PC Advance/House Building advance	3,592	16,354
<b>2. Adv/other amts. Recov.in cash/ kind/ for value to be recd.</b>		
Advance paid to CPWD	71,05,16,772	100,68,45,818
Loan paid to CPWD-HEFA	0	15,94,25,260
Secured Advance - LC	27,17,25,053	27,17,25,053
Advance paid to Symposia & Conference-Foreign	0	73,19,886
Travel Advance - Students	2,44,24,729	2,43,80,964
PDF Contingency - Advance	2,12,000	50,000
CPDA Advance	1,50,000	3,50,000
Travel Advance A/c - Faculty including CPDA	56,61,404	50,75,659
Leave salary and Pension Contribution receivable	49,77,045	49,51,375
Advance Paid to Suppliers	87,61,41,672	2,14,53,265
Advance Paid to IC&SR (IoE)	8,54,64,899	0
LTC Advance A/c	39,54,600	27,90,528
IITM Distress Fund	1,25,000	1,25,000
Loan to IC & SR	23,18,775	23,18,775
Due from Staff members towards GTIS Scheme	1,37,38,408	2,43,08,479
Due from PMRF	0	25,22,449
Due from Endowment A/c	20,98,15,813	9,66,88,130
Due from MoE Excess spent	0	0
Due from Project accounts	11,05,01,845	0
<b>3. TDS Due from Income Tax Department:</b>		
TDS deducted (FY 2008-09 to 2011-12)	14,96,016	14,96,016
TDS deducted (FY 14-15)	36,63,040	36,63,040
TDS deducted (FY 19-20)	3,84,73,020	3,84,73,020
TDS deducted (FY 20-21)	4,12,57,140	4,12,57,140
TDS deducted (FY 22-23)	10,57,66,432	10,49,59,379
TDS deducted (FY 23-24)	14,69,16,845	0

Particulars	Current Year 2023-24	Previous Year 2022-23
<b>4. Prepaid Expenses</b>		
Prepaid Subscription to Journals& E journals/Data Base	0	15,08,32,995
Prepaid Group Medical Insurance premium (Corpus A/c)	10,19,08,968	7,89,15,224
Current year Prepaid expenses	1,13,90,012	1,29,78,465
<b>5. Deposits</b>		
Deposit with TNEB	6,95,33,032	4,32,06,381
Deposit with TNEB - Thaiyur	18,14,292	18,14,292
Security Deposit with CMDA	7,77,60,000	7,77,60,000
Security deposit with DoT/BSNL	10,500	28,151
Deposit with Gayathri Auto services	10,000	10,000
Airport Authority of India (Security deposit)	2,85,897	3,29,683
Balmer Lawrie	15,00,000	15,00,000
<b>6. Income accrued:</b>		
Academic income, Licence fee, Water, Electricity, etc.	10,83,41,532	14,59,493
<b>7. Accrual interest on investments</b>		
Corpus fund	8,66,14,692	6,30,18,878
Swimming Pool Account	1,33,265	1,32,424
CCE A/c	52,55,727	46,13,036
Endowment A/c	2,24,45,283	2,18,56,931
Project A/c	14,30,08,147	25,19,73,804
<b>Total</b>	<b>328,73,15,447</b>	<b>261,11,27,867</b>

  
Dy. Registrar(F&A)



**SCHEDULES FORMING PART OF  
INCOME AND EXPENDITURE ACCOUNT  
(SCHEDULES 9 to 22)**

INDIAN INSTITUTE OF TECHNOLOGY MADRAS		
SCHEDULE - 9 ACADEMIC RECEIPTS		
Particulars	Current Year 2023-24	Previous Year 2022-23
<b>FEES FROM STUDENTS</b>		
<b>Academic</b>		
1. Tuition fees	64,88,70,272	63,00,88,423
2. Enrolment-Registration fees	60,10,800	57,76,700
3. Laboratory fees/Modernization fees	0	0
<b>Total (a)</b>	<b>65,48,81,072</b>	<b>63,58,65,123</b>
<b>Examinations</b>		
1. Examination fees	75,06,175	71,02,675
2. Entrance examination fees	18,58,54,238	3,40,70,839
<b>Total (b)</b>	<b>19,33,60,413</b>	<b>4,11,73,514</b>
<b>Other fees</b>		
1. Medical fees	1,61,53,900	1,53,73,750
<b>Total (c)</b>	<b>1,61,53,900</b>	<b>1,53,73,750</b>
<b>Other Academic Receipts</b>		
1. Migration certificate	71,500	86,600
2. Certificate Verification	7,77,500	6,38,500
3. MBA Other fees	23,89,829	30,20,000
4. Admission fee	4,09,313	3,02,175
5. Grade card fee	7,77,263	6,14,925
6. Provisional certificate	2,72,875	2,01,450
7. Medical Exam fee	2,72,875	2,01,450
8. Industry Interaction Fee	17,62,500	15,10,000
9. Modernization fee	53,67,825	8,01,900
10. Alumni Services Fee - MBA	2,74,500	1,95,750
<b>Total (e)</b>	<b>1,23,75,979</b>	<b>75,72,750</b>
<b>Grand Total (A+B+C+D+E)</b>	<b>87,67,71,364</b>	<b>69,99,85,137</b>

  
Dy. Registrar(F&A)

INDIAN INSTITUTE OF TECHNOLOGY MADRAS					
SCHEDULE - 10 - GRANTS/SUBSIDIES (IRREVOCABLE GRANTS RECEIVED) - Support to IITs					
Particulars	Capital (OH-35)		Revenue (OH-36 and OH-31)		
	Current Year 2023-24	Previous Year 2022-23	Current Year (OH-36)	Current Year (OH-31)	Previous Year 2022-23
Balance B/F	-19,96,90,690	-78,99,776	18,77,37,473	15,84,68,807	76,53,32,563
Add: Adjustment of over spent Grant from IRG	19,96,90,690				
<b>Balance</b>	<b>0</b>	<b>-78,99,776</b>	<b>18,77,37,473</b>	<b>15,84,68,807</b>	<b>76,53,32,563</b>
Add: Grants-in-aid received	123,33,00,000	72,11,00,000	349,00,00,000	474,49,85,337	586,10,45,124
Add: HEFA interest GIA	7,03,97,342	0		-7,03,97,342	0
<b>Total</b>	<b>130,36,97,342</b>	<b>71,32,00,224</b>	<b>349,00,00,000</b>	<b>467,45,87,995</b>	<b>586,10,45,124</b>
Less: Refund to MoE	0	0	0	0	0
<b>Balance</b>	<b>130,36,97,342</b>	<b>71,32,00,224</b>	<b>367,77,37,473</b>	<b>483,30,56,802</b>	<b>662,63,77,687</b>
Less: Utilised for Capital Expenditure	125,78,33,524	91,28,90,914	16,76,060		18,19,422
<b>Balance</b>	<b>4,58,63,818</b>	<b>-19,96,90,690</b>	<b>367,60,61,413</b>	<b>483,30,56,802</b>	<b>662,45,58,265</b>
Less: Utilised for Revenue Expenditure	0	0	323,12,57,465	447,14,02,384	637,27,60,483
<b>Surplus/Deficit</b>	<b>4,58,63,818</b>	<b>-19,96,90,690</b>	<b>44,48,03,948</b>	<b>36,16,54,418</b>	<b>25,17,97,782</b>


Note: Previous year excess spent grant now adjusted with current year IRG and nullifying the opening balance.

*N. N. M.*

Dy. Registrar(F&A)

INDIAN INSTITUTE OF TECHNOLOGY MADRAS				
SCHEDULE - 10 - GRANTS/SUBSIDIES (IRREVOCABLE GRANTS RECEIVED) - IoE				
Particulars	Capital (OH-35)		Revenue (OH-31)	
	Current Year 2023-24	Previous Year 2022-23	Current Year 2023-24	Previous Year 2022-23
Balance B/F	-14,73,29,228	1,16,87,951	14,97,33,323	2,84,21,364
Add: Adjustment of over spent Grant from IRG	14,73,29,228			
<b>Balance</b>	<b>0</b>	<b>1,16,87,951</b>	<b>14,97,33,323</b>	<b>2,84,21,364</b>
Grants-in-aid received	237,00,00,000	180,00,00,000	53,00,00,000	66,00,00,000
<b>Total</b>	<b>237,00,00,000</b>	<b>181,16,87,951</b>	<b>67,97,33,323</b>	<b>68,84,21,364</b>
Less: Refund to MoE	0	0	0	0
<b>Balance</b>	<b>237,00,00,000</b>	<b>181,16,87,951</b>	<b>67,97,33,323</b>	<b>68,84,21,364</b>
Less: Utilised for Capital Expenditure	222,26,70,772	195,90,17,179	0	0
<b>Balance</b>	<b>14,73,29,228</b>	<b>-14,73,29,228</b>	<b>67,97,33,323</b>	<b>68,84,21,364</b>
Less: Utilised for Revenue Expenditure	0	0	59,42,68,424	53,86,88,041
<b>Surplus/Deficit</b>	<b>14,73,29,228</b>	<b>-14,73,29,228</b>	<b>8,54,64,899</b>	<b>14,97,33,323</b>

Note: Previous year excess spent grant now adjusted with current year IRG and nullifying the opening balance.

  
Dy. Registrar(F&A)



INDIAN INSTITUTE OF TECHNOLOGY MADRAS				
SCHEDULE - 11 - INCOME FROM INVESTMENTS				
Particulars	Earmarked/Endowment funds		Other Investments	
	Current Year 2023-24	Previous Year 2022-23	Current Year 2023-24	Previous Year 2022-23
1. Interest				
a. On Government Securities	0	0	0	0
b. Other Bonds/Debentures	0	0	0	0
2. Interest on Term Deposits		0	0	0
3. Income accrued but not due on Term Deposits/Interest bearing advances to employees (Moved to Sch.12)		0	0	0
<b>Total</b>	<b>0</b>	<b>0</b>	<b>0</b>	<b>0</b>

Details of Income from Investments		
Particulars	Current Year 2023-24	Previous Year 2022-23
CCE A/c	2,42,77,483	4,33,28,386
Corpus Fund-Rupee Account	23,79,71,968	31,89,87,508
Corpus Fund-FC A/c	3,865	3,740
Endowment Account	9,90,82,153	12,24,53,665
CSIR/Other Scholarship	13,78,145	10,02,061
Project A/c	37,11,51,064	36,85,95,728
Swachhta Action Plan A/c	54,807	0
Swimming Pool A/c	3,06,916	4,38,570
<b>Total</b>	<b>73,42,26,401</b>	<b>85,48,09,658</b>
<b>Interest Accrued as on 31st March, 2024</b>		
CCE A/c	52,55,727	46,13,036
Corpus A/c	8,66,14,692	6,30,18,878
Endowment a/c	2,24,45,283	2,18,56,931
Project A/c	14,30,08,147	25,19,73,804
Swimming Pool A/c	1,33,265	1,32,424
<b>Total amount of Interest Accrued</b>	<b>25,74,57,114</b>	<b>34,15,95,073</b>

  
Dy. Registrar(F&A)

**INDIAN INSTITUTE OF TECHNOLOGY MADRAS**

**SCHEDULE - 12 - INTEREST EARNED**

Particulars	Earmarked/Endowment funds		Current Year 2023-24	Previous Year 2022-23
	Current Year 2023-24	Previous Year 2022-23		
1. On Savings accounts with Scheduled banks	73,42,26,401	85,48,09,658	5,44,75,940	3,13,76,361
2. On deposits with other Agencies			5,399	3,278
3. On Loans				
a. Employees/Staff			0	0
b. Others			0	0
4. On Debtors and Other Receivables			0	0
5. Income accrued but not due on Term Deposits/Interest bearing advances to employees	25,74,57,114	34,15,95,073		
<b>Total</b>	<b>99,16,83,515</b>	<b>119,64,04,731</b>	<b>5,44,81,339</b>	<b>3,13,79,639</b>



Dy. Registrar(F&A)

INDIAN INSTITUTE OF TECHNOLOGY MADRAS		
SCHEDULE - 13 - OTHER INCOME		
Particulars	Current Year 2023-24	Previous Year 2022-23
<b>A. INCOME FROM LAND &amp; BUILDINGS:</b>		
1. Hostel Seat Rent/Maintenance of fans,electricity,water,etc.,	15,99,31,800	10,71,59,500
2. License fees	6,31,89,161	4,51,44,418
3. Service Charges	15,71,361	13,16,857
4. Guest House Lodging charges	67,000	1,91,000
<b>Total</b>	<b>22,47,59,322</b>	<b>15,38,11,775</b>
<b>B. OTHERS:</b>		
1. Miscellaneous receipts	9,65,01,435	27,40,296
2. Profit on sale of Scrap/Obsolete items	4,88,739	11,21,313
3. Library receipts	6,33,357	5,72,444
4. Security Collection	17,91,266	8,36,956
5. Hospital Collection	2,14,637	77,04,135
6. Staff Medical Facility	53,02,199	52,67,366
7. Solid waste disposal	37,70,961	32,72,646
8. Dividend receipts	0	18,450
9. Transcript charges	18,96,621	20,68,341
<b>Total</b>	<b>11,05,99,215</b>	<b>2,36,01,947</b>
<b>Grand Total (A+B+C+D)</b>	<b>33,53,58,537</b>	<b>17,74,13,722</b>




Dy. Registrar(F&A)

INDIAN INSTITUTE OF TECHNOLOGY MADRAS		
SCHEDULE - 14 - PRIOR PERIOD INCOME		
Particulars	Current Year 2023-24	Previous Year 2022-23
1. Interest earned	0	0
2. Other Income (Arbitration/Compensation)	0	0
<b>Total</b>	<b>0</b>	<b>0</b>



Dy. Registrar(F&A)

INDIAN INSTITUTE OF TECHNOLOGY MADRAS		
SCHEDULE - 15 - STAFF PAYMENTS & BENEFITS (ESTABLISHMENT EXPENSES)		
Particulars	Current Year 2023-24	Previous Year 2022-23
a. Salaries, wages, Allowances and bonus	278,50,36,331	251,58,24,786
b. Part Time Medical officers	1,08,48,606	30,40,150
c. Retirement and terminal benefits (as per Sch.15A)	420,39,80,053	42,54,66,297
d. LTC facility-Payment of fare+EL Encashment	2,49,60,827	2,77,68,692
e. Medical facility	45,83,629	44,11,944
f. Children Education Allowance	1,75,77,000	1,59,84,000
g. Contribution to New Pension Scheme	21,54,61,439	18,79,86,747
<b>h. CPDA recurring expenditure (Moved from Sch.17)</b>		
Membership fees	12,79,633	13,95,286
TA/DA - International Conference	3,90,91,824	1,62,61,470
Registration Fee for Conference	77,68,635	77,35,071
Books Reimbursement	28,43,081	21,40,749
Contingency/Others	12,67,032	19,06,533
<b>Total</b>	<b>731,46,98,090</b>	<b>320,99,21,725</b>


  
Dy. Registrar(F&A)

INDIAN INSTITUTE OF TECHNOLOGY MADRAS				
SCHEDULE 15A - EMPLOYEES RETIREMENT AND TERMINAL BENEFITS				
	Pension	Gratuity	Leave Encashment	Total
Opening Balance as on 01.04.2023	1202,76,91,633	79,29,08,997	137,08,57,654	1419,14,58,284
Add: LSPC from other Institutions	68,62,021	0	0	68,62,021
Less: LSPC to other Institutions	8,55,955			8,55,955
<b>Total (a)</b>	<b>1203,36,97,699</b>	<b>79,29,08,997</b>	<b>137,08,57,654</b>	<b>1419,74,64,350</b>
Less: Actual Payment during the year (b)	118,38,25,229	5,78,76,720	6,26,62,708	130,43,64,657
<b>Balance available(c) = a-b</b>	<b>1084,98,72,470</b>	<b>73,50,32,277</b>	<b>130,81,94,946</b>	<b>1289,30,99,693</b>
Provision required as on 31.03.2024 as per Actuarial valuation cetificate (d)	1470,85,91,273	83,58,91,595	155,25,96,878	1709,70,79,746
<b>Provision to be made for C.Y (d-c)</b>	<b>385,87,18,803</b>	<b>10,08,59,318</b>	<b>24,44,01,932</b>	<b>420,39,80,053</b>



Dy. Registrar(F&A)

INDIAN INSTITUTE OF TECHNOLOGY MADRAS		
SCHEDULE 16 - ACADEMIC EXPENSES		
Particulars	Current Year 2023-24	Previous Year 2022-23
a. Laboratory expenses/Department expenses	26,46,49,961	20,18,95,237
b. Expenses on Seminars/Workshops	8,08,34,925	4,51,47,708
c. Entrance Examination Expenses (JEE/GATE etc)	8,60,88,177	10,51,09,977
d. Advertisement Charges - Academic	2,75,316	8,400
e. Student Welfare expenses:		
NSO/NSS/NCA	7,49,979	4,50,104
Gymkhana	1,75,14,178	1,16,73,219
Inter IIT Sports Meet	57,75,393	55,30,888
TA/DA - Students	23,460	2,67,000
f. Convocation expenses	54,99,277	76,32,548
g. Scholarship (HTRA, HTTA, PDF, MCM and others)	82,96,75,896	75,22,21,687
h. Library expenses	19,76,942	37,78,215
i. Others-Networking/Computer Centre expenses	0	74,06,580
j. Remuneration to Examiners	28,80,757	1,12,37,084
k. TA to External Examiners	3,07,467	0
<b>Total</b>	<b>129,62,51,728</b>	<b>115,23,58,647</b>

  
Dy. Registrar(F&A)

INDIAN INSTITUTE OF TECHNOLOGY MADRAS		
SCHEDULE - 17 - ADMINISTRATIVE AND GENERAL EXPENSES		
Particulars	Current Year 2023-24	Previous Year 2022-23
<b>INFRASTRUCTURE:</b>		
Electricity and power	49,66,43,601	35,93,92,526
Water charges	5,11,13,143	3,30,35,874
Rent, Rates and Taxes (including property tax)	6,39,659	14,53,727
<b>COMMUNICATION:</b>		
Postage	3,80,969	3,69,810
Telephone, Fax and Internet charges	85,63,640	85,74,097
<b>OTHERS:</b>		
Travelling and Conveyance expenses	44,79,759	53,60,035
Printing and Stationery	1,22,72,754	72,21,349
Hospitality	0	3,99,650
Auditors Remuneration	2,17,120	7,32,374
Professional charges (Legal expenses)	41,25,842	10,45,500
Advertisement charges	26,02,476	15,14,933
Staff Development & Training	0	3,99,734
Fire and General Insurance	18,38,605	5,79,402
Recurring Expenditure - HEFA	0	0
HEFA interest paid	8,03,87,995	0
Prizes/Awards	42,22,950	32,70,300
Vidyalaxmi Scheme - Interest Paid	56,14,634	63,50,053
Refreshment Expenditure	1,86,57,254	1,23,91,085
Admin - Maintanance	10,75,93,476	15,45,88,185
Administration Expenditure - KTS	5,15,85,541	5,74,16,225
Hospital - Maintenance	4,51,51,129	3,65,68,514
Bank charge	2,92,742	2,19,356
Office of Alumini Affairs	15,90,580	16,02,579
Establishment Expenditure	2,61,30,361	12,88,15,851
Internationalization expenditure	6,45,35,101	12,01,177
Relocation Expenditure	46,52,312	33,49,446
Land Development Charge	0	2,08,000
Airport Authority of India(Custom Duty)	75,378	41,986
Operating expenses G20	31,93,595	1,06,59,161
Inter IIT Sports Meet - Staff	37,63,298	25,15,393
Arbitration expenditure	1,31,500	29,23,269
Outsourcing Staff expenses towards salary	21,08,57,894	18,43,39,996
Other recurring Expenditure_loE	37,94,16,762	5,11,97,972
Travels Expenditure_loE	7,40,55,917	0
Miscellaneous expenses	20,45,975	2,86,429
<b>Total</b>	<b>166,68,31,962</b>	<b>107,80,23,988</b>



INDIAN INSTITUTE OF TECHNOLOGY MADRAS		
SCHEDULE - 18 - TRANSPORTATION EXPENSES		
Particulars	Current Year 2023-24	Previous Year 2022-23
<b>1. Vehicles (owned by Institution):</b>		
a. Running expenses (Petrol, Diesel, Oil)	1,08,99,807	95,07,885
b. Repairs & maintenance	1,15,738	51,058
c. Insurance expenses	14,81,896	5,41,038
<b>2. Vehicles taken on rent/lease:</b>		
a. Rent/lease expenses	0	0
<b>3. Vehicle (Taxi) hiring expenses</b>	26,05,402	10,47,632
<b>Total</b>	<b>1,51,02,843</b>	<b>1,11,47,613</b>

  
Dy. Registrar(F&A)

INDIAN INSTITUTE OF TECHNOLOGY MADRAS		
SCHEDULE - 19 - REPAIRS & MAINTENANCE		
Particulars	Current Year 2023-24	Previous Year 2022-23
a. Buildings & Estate maintenance	70,41,81,703	69,64,04,669
b. Furniture & Fixtures	40,120	41,300
c. Office equipment	14,632	0
d. Maintenance of Telephone	75,68,577	87,41,385
e. Lawns & Gardening	1,37,40,988	1,55,11,590
<b>Total</b>	<b>72,55,46,020</b>	<b>72,06,98,944</b>



Dy. Registrar(F&A)

INDIAN INSTITUTE OF TECHNOLOGY MADRAS		
Schedule -22 Prior Period Expenses		
Particulars	Current Year 2023-24	Previous Year 2022-23
1. Administrative Expenses	0	0
2. Security Outsourcing	0	79,83,669
3. Department Expenditure	0	0
4. Scholarship (HTRA,HTTA,PDEF and MCM)	6,20,39,201	0
5. Repairs and Maintenance	1,90,44,146	0
5. HEFA Interest paid - Revenue	10,30,35,745	
<b>Total</b>	<b>18,41,19,092</b>	<b>79,83,669</b>

  
Dy. Registrar(F&A)

INDIAN INSTITUTE OF TECHNOLOGY MADRAS  
Significant Accounting Policies  
SCHEDULE – 23

1. Accounting convention: Financial statements are compiled on accrual method of accounting. All items of student's fees are accounted on accrual basis. Interest on staff advances are also accounted on accrual basis even though actual recovery of interest commences only after full repayment of Principal.
2. Investments: Investments made by the Institute as on 31-03-2024 are shown under Investments. The investments are valued at the original price. Interest accrued on the Deposits / Bonds as on 31-03-2024 are considered and shown separately by calculating the interest on pro-rata basis.
3. The Institute had invested a sum of Rs.785.16 Crores (Corpus, PF, Endowment & CCE) on long term investment (Equity / Bonds / Mutual Funds) as of 31<sup>st</sup> March 2024. The value of these Investments as of 31<sup>st</sup> March 2024 (NAV) was Rs.919.69 Crores.
4. Fixed Assets: Fixed assets are stated at cost of acquisition inclusive of freight, duties, taxes, customs clearing charges and incidental/direct expenses less depreciation
5. **Depreciation:** Depreciation is charged in respect of assets procured out of MoE grants excluding Project assets which are returnable to the sponsoring agency.
6. For the purpose of calculation of depreciation, even if the asset is purchased in the middle of the year depreciation is made for whole year (This is also suggested in MOE guidelines issued in April 2015). In other words depreciation is calculated adopting straight line method. The rates of depreciation adopted for various types of assets are as below.

**INDIAN INSTITUTE OF TECHNOLOGY MADRAS**  
**Significant Accounting Policies**  
**SCHEDULE – 23**

<b>S.No.</b>	<b>Nature of Asset</b>	<b>Rate of Depreciation (in %)</b>
1	Hospital equipment	4.75
2	Computers	20.00
3	Software	40.00
4	Computers & Peripherals(incl. CCE funds purchase)	20.00
5	Library/Telephone/Office equipment	7.50
6	Academic/Laboratory equipment/ Project earnings	8.00
7	Vehicles	10.00
8	Furniture/Fixtures(Incl. CCE Funds Purchase)	7.50
9	Books	10.00
10	Technical Journals	10.00
11	E-Journals	40.00
12	Computer networking	8.00
13	Completed buildings / Road / Basket Ball Court	2.00
14	Hostel Utensils etc.,	4.75
15	PCF funds/RMF/Project fund assets	8.00
16	Electrical Installations	5.00

From 01.04.2012 rates of depreciation suitably altered as per the recommendation / Suggestion of Ministry of Finance Report No.8178/June 2010(page 25).

**INDIAN INSTITUTE OF TECHNOLOGY MADRAS**  
**Significant Accounting Policies**  
**SCHEDULE – 23**

7. Depreciation is also provided in respect of Assets procured out of CCE/RSIC/UOP/Corpus Funds.
8. Depreciation in respect of assets procured out of MOE Grants only is charged to Income & Expenditure Account and depreciation in respect of other assets are directly charged to Capital fund A/c.
9. Government grants: Government grants are accounted on accrual/sanction letter date basis.
10. Capital grants to the extent utilized for acquiring fixed assets are treated as part of capital fund. Balance of Capital Grant is carry forward for utilization during the succeeding year and the Balance is distinctly shown in the Balance Sheet Schedule3.
11. Revenue GIA utilized during the current financial year is accounted as Income under the Income and Expenditure Account and the unutilized Revenue GIA is shown as current liability.
12. Retirement benefits: Actuarial Valuation in respect of Pension, Gratuity and EL Encashment as on 31-03.2024 has been provided based on the report provided by Registered Actuary as detailed below:

Gratuity	Rs.83,58,91,595
EL Encashment	Rs.155,25,96,878
Valuation for Pension Liability	Rs.1470,85,91,273

Necessary additional provision made in the Income and Expenditure a/c as worked out in Schedule 15A of the Uniform Format of Accounts prescribed by MOE.

**INDIAN INSTITUTE OF TECHNOLOGY MADRAS**  
**Significant Accounting Policies**  
**SCHEDULE – 23**

13. Income Tax: Entire income of the Institute is exempt from income tax under Section 10 (23c), (iiiab) of Income Tax Act 1961 and hence no provision is made in Annual Accounts.
14. The closing balance in respect of Project Accounts shown in the balance sheet:
- a) includes a sum of Rs.564,48,88,842/- which is due to be refunded to the sponsors or to be expended in respect of 1,240 projects.
  - b) Rs.11,05,01,845/- which is due from sponsors in respect of 36 projects.
  - c) The closing balance shown is net balance of various projects.
  - d) Earmarked funds in Schedule 2 of the Balance sheet are on ACCRUAL-BASIS.
15. All the Revenue expenses directly incurred by Academic departments are being booked under Department heads and treated as Academic Expenses. However consolidated Pay & Allowances, Scholarships, Water, Electricity etc. are being shown distinctly in Income and Expenditure account.
16. Tuition Fees and other fees payable by students are shown on accrual basis. Accordingly, Tuition Fees received in respect of 2<sup>nd</sup> semester Jan-June 2024 is suitably adjusted and 3 months fees is treated as fees received in advance.
17. Foreign exchange transactions are recorded at the exchange rate prevailing on the date of making payment by Bank with Bank charges.
18. Amount received towards payment of Fellowship etc. to sponsored candidates are maintained in a separate account called D A/c and the balance is shown in Balance Sheet under Earmarked funds-Schedule 3.

**INDIAN INSTITUTE OF TECHNOLOGY MADRAS**  
**Significant Accounting Policies**  
**SCHEDULE – 23**

19. Interest received on Earmarked funds such as Corpus fund investments, Endowment investments, CCE funds etc. were retained in respective accounts and not treated as Institute Income. Separate Income & Expenditure account and Balance sheet is prepared for NPS, CPF, CPFG and GPF Accounts.
20. Interest payable to GPF & CPFG subscribers is met from the interest income received out of PF Investments and the balance surplus interest after meeting the interest obligation to be credited to PF Subscribers a/c is retained in respective PF a/c only under the caption Interest reserve to meet the deficit, if any, in future years.
21. Receipts & Payments in respect of Sponsored/Consultancy projects are maintained separately and detailed R&P Account is prepared and attached with Annual accounts. Only the summary is shown in the Liabilities side under Earmarked Funds (since the funds are received for specific purpose) and cash/Bank/Investments balances are shown in schedule 5. Further the amount pending against advance payments made from Project accounts/amount due from sponsors/amount due to be returned to sponsors in respect of closed projects are suitably reflected in SI no.16.

**22. Note on IPM Cell in Annual Accounts 2023-24**

IIT Madras is actively pursuing protection of IP derived from research and inventive works of faculty and students.

The programme is based on 3 pronged strategy

- a) Capacity Building through Awareness Programme
- b) Maintaining the Database of its IPs
- c) Communicating the same to industry and generating interest.



**INDIAN INSTITUTE OF TECHNOLOGY MADRAS**  
**Significant Accounting Policies**  
**SCHEDULE – 23**

During the year 2023-24, 378 applications were filed at an expenditure of Rs.1.23 Crore (Approx). IPs are also being generated from Collaborative Research with other institutions and industries.

- Cumulative applications filed as on 31-03-2024                      2722 numbers
- IP Granted as on 31-03-2023 (Indian & International)      1433 numbers



**Deputy Registrar (F&A)**



**Joint Registrar (Audit)**



**Registrar**

**INDIAN INSTITUTE OF TECHNOLOGY MADRAS**  
**Contingent Liabilities and Notes to Accounts**  
**SCHEDULE – 24**

**A: Contingent Liabilities**

1. Claims against IIT-M not acknowledged as debts: NIL
2. Liability for partly paid investments: Nil.
3. Liability on account of outstanding forward exchange contracts: Nil.
4. Guarantees and letter of credits outstanding a) Guarantees NIL b) LC- Refer Point 6 Notes on accounts.
5. Bills Discounted: NIL

**Notes on Accounts:**

1. Commitments on capital account not provided for: Nil
2. Value of Project Equipment (ie. Equipment procured out of Project/Sponsors Grant):
3. Opening Value as on 01.04.2023 : Rs. 992,18,26,353
- Additions during 2023-24 : Rs. 194,97,15,972
- Total Asset as on 31-03-2024 : Rs.1187,15,42,325
- Less: Depreciation : Rs. 101,16,48,886
- Closing Value of Project Equipment as on 31.3.2024 : Rs.1085,98,93,439

**Equipment breakup**

Type of Asset	Amount	% of Dep.	Depreciation
Opening balance (Equipment)	992,18,26,353	8%	79,37,46,108
Books	4,260	10%	426
Buildings	1,09,273	2%	2,185
Computer	9,64,31,803	20%	1,92,86,361
Electrical	14,74,77,257	5%	73,73,863
Equipment	155,49,80,117	8%	12,43,98,410
Furniture	73,14,874	8%	5,48,616
Networking	22,69,79,274	20%	4,53,95,855
Software	5,29,36,826	40%	2,11,74,730

**INDIAN INSTITUTE OF TECHNOLOGY MADRAS**  
**Contingent Liabilities and Notes to Accounts**  
**SCHEDULE – 24**

Vehicles	1,31,39,579	10%	13,13,958
<b>Sub Total</b>	<b>1202,11,99,616</b>		<b>101,32,40,512</b>
Less: a) Not an Equipment	14,49,84,084		
b) Purchased from Over head fund	46,73,207		
<b>Net Assets Total</b>	<b>1187,15,42,325</b>		
Less: Depreciation is already updated in Schedule 4 (Purchased from OH fund)			15,91,626
<b>Net depreciation</b>			<b>101,16,48,886</b>

4. Even though entire income of IIT Madras is exempted from income tax some of the companies have deducted tax at source and as per 26AS of this Institute PAN No. AAAAI3615G a sum of Rs. 19,06,55,648/- is due from Income-Tax department up to the financial year 2022-23 for which action was already initiated by filing return of income of the Institute and claiming refund and when the same is received it will be suitably accounted. Further a sum of Rs.14,69,16,845/- is due from Income Tax department in respect of refund pertaining to the financial year 2023-24 for which necessary return will be submitted on getting the accounts certified by C&AG, New Delhi.
5. The Institute has received non-recurring grant of Rs.367,36,97,342/- during 2023-24 and amount available for 2023-24 works out to Rs.367,36,97,342/- as against available balance, Expenditure incurred during 2023-24 works out to Rs.348,05,04,296/- and leaving balance of Rs.19,31,93,046/- which will be carried forward to financial year 2024-25.
6. The Institute has received recurring grant of Rs.869,45,87,995/- during 2023-24 and Rs.49,59,39,603/- balance as on 31-03-2023 was adjusted and amount available for 2023-24 works out to Rs.919,05,27,598/- against the available amount, expenditure incurred during 2023-24 works out to Rs.829,86,04,333/- leaving balance of Rs.89,19,23,265/- which will be carried forward to F.Y 2024-25.

**INDIAN INSTITUTE OF TECHNOLOGY MADRAS**  
**Contingent Liabilities and Notes to Accounts**  
**SCHEDULE – 24**

7. Since Canara Bank insists security for the value of LC opened a sum of Rs.28.94 crores in the form of 9 TDR's were pledged with Canara Bank in lump sum against total LC of Rs.8.18 crores (6 LC's).
8. Closing Balances of Various Fund Accounts includes Interest accrued as of 31-03-2024.
9. As per AG Audit's observation, prepaid E-Journals is not shown in Schedule-4 and Schedule-8 from F.Y 2023-24 onwards, the total expenditure of the year irrespective of the subscription period is taken as current year expenditure.
10. As per Accounting Standard 16, the borrowing cost/interest on HEFA Loan was bifurcated as Capital and Revenue expenditure. The Quantum of interest paid towards Capital works up to work completion and Handover is Capitalized considering the value of Deposits made to CPWD by HEFA during the Financial Years. After the completion and Asset put to use the Quantum of interest paid during the year is proportionately bifurcated between works which are in progress to works completed are accounted as Capital and Revenue respectively. The Quantum of interest on prorated basis to the extent of works completed during the year is taken as revenue expenses irrespective of date/month of completion. During the year 2023-24 out of the total interest paid of Rs.15,07,85,337 as on 31.03.2024, an amount of Rs.7,03,97,342 was Capitalized and an amount of Rs.8,03,87,995 was charged to Income and expenditure account.
11. Capital commitment as on 31-03-2024 is Rs. 52,80,36,955.

  
**Deputy Registrar (F&A)**

  
**Joint Registrar (Audit)**

  
**Registrar**



**RECEIPTS AND PAYMENTS ACCOUNT**  
**2023-24**

INDIAN INSTITUTE OF TECHNOLOGY MADRAS		
Consolidated Receipts and Payments statement for the year ending 31-03-2024		
Amount in Rs.		
RECEIPTS	Current Year 2023-24	Previous year 2022-23
<b>I Opening balance</b>		
a) Cash on Hand/Imprest/Temporary Advance	4,19,70,000	3,54,80,000
b) Bank Balances		
i. Savings accounts	324,62,36,691	283,65,87,097
ii. Current accounts	4,28,72,270	2,64,46,938
iii. Investments/Short Term Deposits	1557,62,90,810	1649,88,20,934
<b>Opening balance total</b>	<b>1890,73,69,771</b>	<b>1939,73,34,969</b>
<b>II Grants received</b>		
a) From Government of India	1237,79,77,648	922,51,61,170
b) From Other Sources (details)	0	0
<b>III Academic Receipts</b>	94,01,13,344	108,46,55,441
<b>IV Receipts against Earmarked/Endowment Funds</b>	271,77,07,860	211,78,79,997
<b>V Receipts against Sponsored Projects / Schemes</b>	1461,96,47,292	1005,25,83,906
<b>VI Receipts against Sponsored Fellowships &amp; Scholarships</b>	2,89,62,576	3,41,72,869
<b>VII Income on Investments from</b>		
a) Corpus/Endowment funds	33,93,35,370	44,14,44,913
b) Other Investments	45,14,90,846	45,36,86,582
<b>VIII Interest received on</b>		
a) Interest on Bank Deposits	13,78,145	10,02,061
b) Interest on Loans and Advances	0	52,85,15,795
b) Savings Bank Accounts	70,869	3,54,646
<b>IX Other income (Including prior Period income)</b>	17,16,76,882	0
<b>X GST received</b>	6,36,639	1,37,60,661
<b>XI Any other Receipts</b>		
a) Inter Account Loan Transfer	68,24,61,954	58,41,39,013
b) Current liabilities & Provisions	148,20,92,691	28,87,08,518
<b>Receipts total</b>	<b>3381,35,52,116</b>	<b>2482,60,65,572</b>
<b>Total</b>	<b>5272,09,21,887</b>	<b>4422,34,00,541</b>
<b>PAYMENTS</b>		
<b>I Expenses</b>		
a) Revenue Expenditure	826,73,15,613	742,21,27,426
b) Capital Expenditure	567,86,91,552	419,39,34,684
<b>II Payments against Earmarked/Endowment Funds</b>	150,56,55,534	139,72,12,169
<b>III Payments against Sponsored Projects/Schemes</b>	1066,34,69,645	948,60,79,729
<b>IV Payments against Sponsored Fellowships/Scholarship</b>	2,42,60,866	2,72,35,697
<b>V Investments and Deposits made</b>		

RECEIPTS	Current Year 2023-24	Previous year 2022-23
a) Out of Earmarked/Endowment funds		
b) Out of own funds (Investments - Others)	110,91,51,356	15,28,62,557
VI Deposits and Advances	0	0
VII Other payments		
a) Inter Account Loan Transfers/Dues	167,95,89,254	113,87,10,350
b) Current Liabilities and Provision	27,95,21,290	19,32,01,705
c) MoE and Ministry Share's Transfer	44,81,629	18,98,69,353
d) HEFA Loan repayment	40,13,85,050	109,97,05,000
e) GST Paid	8,88,359	1,50,92,100
<b>Payments total</b>	<b>2961,44,10,148</b>	<b>2531,60,30,770</b>
VIII Closing balances		
a) Cash on Hand/Imprest/Temporary Advance	5,08,49,920	4,19,70,000
b) Bank balances		
i. Savings account	427,07,62,622	324,62,36,691
ii. Current account	5,66,34,800	4,28,72,270
iii. Investments/Short Term Deposits	1872,82,64,397	1557,62,90,810
<b>Closing balance total</b>	<b>2310,65,11,739</b>	<b>1890,73,69,771</b>
<b>Total</b>	<b>5272,09,21,887</b>	<b>4422,34,00,541</b>

  
Dy. Registrar(F&A)

INDIAN INSTITUTE OF TECHNOLOGY MADRAS		
Receipts & Payments for the year ending 31-03-2024		
"A" ACCOUNT SBI A/C NO.10620824305		Amount in Rs.
2022-23	Particulars	2023-24
	<b>Opening balance</b>	
7,05,000	Imprest A/c	6,95,000
120,46,24,529	State Bank of India -"A" A/c (Savings A/c)	71,75,73,319
16,26,785	Bank Balance-Canara Bank (Current A/c)	16,28,845
32,97,74,438	IITM Tuition Fees A/c (3638)	5,21,28,022
1,90,378	IITM Tuition Fees I-Collect (Current A/c)	2,17,705
98,332	POS Bank account	93,758
3,91,435	Imprest Holding a/c	4,02,111
46,725	Canara Bank_HEFA Int. 2722101016264	76,987
31,04,97,989	Canara Bank_HEFA Loan 2722101016265	29,72,07,896
3,72,59,013	ICICI Bank A/c 000101236453	5,93,65,338
4,87,131	IIT Madras Estate (Current Account)	31,16,637
0	Investment - FD	1,74,30,975
1,57,66,400	Investments (Secured deposit LC)	7,27,76,041
2,00,000	Temporary Advance	0
<b>190,16,68,155</b>	<b>Opening balance Total</b>	<b>122,27,12,634</b>
	<b>Receipts</b>	
586,10,45,124	GIA - Recurring - Support to IITs	823,49,85,337
72,11,00,000	GIA - Non-Recurring - Support to IITs	123,33,00,000
66,00,00,000	GIA - Recurring - Wold class Institutuions (IoE)	53,00,00,000
180,00,00,000	GIA - Non-Recurring - Wold class Institutuions (IoE)	237,00,00,000
108,46,55,441	Institute Income (as per statement 1)	116,63,09,253
7,57,73,919	Receipts towards CCE Projects	2,19,29,910
1,02,17,825	Receipts towards External scholaship (D Account)	1,19,03,654
61,48,334	Receipts towards Endowment	3,18,998
31,68,57,703	Receipts towards Corpus	35,80,31,253
17,51,41,232	Loan from corpus A/c	28,66,53,859
0	Receipts towards PMRF	36,24,280
27,90,99,413	Current liabilities & Provisions (as per statement 2)	35,87,13,471
10,65,95,419	Deposits, Advances,Staff Loans, etc., (as per Statement 3)	15,88,79,973
<b>1109,66,34,410</b>	<b>Receipts Total</b>	<b>1473,46,49,988</b>
<b>1299,83,02,565</b>	<b>Grand Total</b>	<b>1595,73,62,622</b>



2022-23	Particulars	2023-24
	<b>Payments</b>	
667,97,43,571	Recurring expenditure- Support to IITs	750,05,60,059
53,10,93,014	Recurring expenditure- Wold class Institutuions (IoE)	58,89,05,028
0	Recurring expenditure- IoE - Prior Period	53,63,396
72,84,45,790	Non-Recurring Expenditure - Support to IITs	116,47,88,432
195,90,17,179	Non-Recurring Expenditure - Wold class Institutuions (IoE)	222,26,70,773
1,83,46,669	CCE Payments	3,26,64,594
62,96,718	External scholarship (D Account) Payments	72,01,944
8,27,01,635	Endowment payments	11,34,46,681
22,38,70,769	Corpus payments	14,90,75,779
10,03,05,324	PMRF Payments	0
19,32,01,705	Current liabilities & Provisions (as per statement 2)	27,54,30,864
109,97,05,000	HEFA Loan repayment	40,13,85,050
15,28,62,557	Deposits, Advances, Staff Loans, etc., (as per Statement 3)	110,91,51,356
<b>1177,55,89,931</b>	<b>Payments Total</b>	<b>1357,06,43,956</b>
	<b>Closing balance</b>	
6,95,000	Imprest A/c	11,40,000
71,75,73,319	State Bank of India -"A" A/c (Savings A/c)	65,48,68,600
16,28,845	Canara Bank (Current A/c No.2722201000001)	37,60,225
5,21,28,022	IITM Tuition Fees A/c (3638)	13,16,58,327
5,93,65,338	ICICI Bank A/c 000101236453	25,86,72,427
2,17,705	IITM Tuition Fees I-Collect	2,53,648
93,758	POS Bank account	25,07,783
4,02,111	Imprest Holding a/c	4,13,102
76,987	Canara Bank_HEFA Int. 2722101016264	1,46,798
29,72,07,896	Canara Bank_HEFA Loan 2722101016265	64,13,39,976
31,16,637	IIT Madras Estate (Current Account)	16,74,424
0	Canara Bank IT Account - 120023770817	5,76,340
7,27,76,041	Secured deposit LC	7,27,76,041
1,74,30,975	Investment - FD	61,69,30,975
<b>122,27,12,634</b>	<b>Closing balance Total</b>	<b>238,67,18,666</b>
<b>1299,83,02,565</b>	<b>Grand Total</b>	<b>1595,73,62,622</b>

  
Dy. Registrar(F&A)

# INDIAN INSTITUTE OF TECHNOLOGY MADRAS

## Statement 1

Details	Amount
Tuition Fees	63,99,90,103
Other Fees	21,74,36,829
Interest Income	5,45,19,027
Entrance Exam Fees	8,26,86,412
Other Income	17,16,76,882
<b>Total</b>	<b>116,63,09,253</b>
<b>Details</b>	
<b>Tuition Fees</b>	
Semester Fees	63,99,90,103
<b>Total</b>	<b>63,99,90,103</b>
<b>Other Fees</b>	
Migration certificate	71,500
Hostel Seat Rent	10,29,84,000
Admission / Registration	61,00,600
Maintenance of Fans	7,03,72,400
Medical Fees	1,63,68,800
Verification of certificate	7,77,500
Examination Fees	76,04,400
Admission fee	4,11,450
Grade card fee	7,63,050
Provisional certificate	2,74,300
Medical Exam fee	2,74,300
Modernization fee	68,00,700
MBA Professional Society/Teaching Material	25,24,829
Alumni Services Fee - MBA	2,79,000
Laboratory Fees/Modernization Fees	18,30,000
<b>Total</b>	<b>21,74,36,829</b>


<b>Interest Income</b>	
Interest on short term deposit/SB A/c	5,44,75,940
PC Advance interest	43,087
<b>Total</b>	<b>5,45,19,027</b>
<b>Entrance Exam Fees</b>	
Application Fees JEE	1,01,60,705
Application fee GATE	7,00,66,821
Application Fees HSEE	24,58,886
<b>Total</b>	<b>8,26,86,412</b>
<b>Other Income</b>	
Service charge	15,71,361
Licence fee	1,79,86,989
Lodging charges	67,000
Security Collection	17,91,266
Estate Recovery	4,14,50,271
Miscellaneous receipts	9,65,01,435
Solid waste disposal	37,70,961
Library receipts	6,33,357
Hospital Collection	2,14,637
Sale of obsolete equipment	4,90,785
Staff Medical Facility	53,02,199
Dividend receipts	0
Transcription charges	18,96,621
<b>Total</b>	<b>17,16,76,882</b>
<b>Grand Total</b>	<b>116,63,09,253</b>

  
Dy. Registrar(F&A)

## Statement 2

### A. Transactions pertaining to Current liabilities & Provisions A/c for the year 2023-24

Head of A/c	Opening Balance	Receipts	Payments	Closing Balance
<b>Liabilities</b>				
Service tax	1,40,609			1,40,609
CTO	10,35,440			10,35,440
Sales Tax on sale of Tender Documents	8,51,238			8,51,238
TDS on GST	2,71,37,700	3,53,17,772	3,95,09,225	2,29,46,247
Casual Labour Welfare Fund	97,21,803	1,10,55,476	1,14,71,401	93,05,878
Student Welfare Fund	39,50,722	27,43,000	16,20,859	50,72,863
Insurance claim due to students	39,19,577	81,19,951	18,41,354	1,01,98,174
Contractors/Supplier Deposit	16,30,45,728	14,73,73,801	7,06,46,627	23,97,72,902
GTIS Death Claim	60,00,000	60,00,000		1,20,00,000
Estate Deposit	74,74,347	33,19,728	35,55,497	72,38,578
Miscellaneous Deposits Received	14,04,08,030	3,62,40,168	4,15,78,663	13,50,69,535
Long Term Refundable Drposit - Leak Proof Warranty	1,07,09,570	30,80,800	10,203	1,37,80,167
Pro Rata Pension Benefits	1,48,47,166	44,08,944	22,79,565	1,69,76,545
Deposit From Corpus for Engineering Work	8,58,68,554	3,60,00,000	3,96,14,725	8,22,53,829
Loan Received From Swimming Pool A/c	8,59,239	44,40,461		52,99,700
Professional Tax	1,77,259	66,07,616	65,98,082	1,86,793
TDS Contractors - (194 C)	62,25,497	3,15,75,966	3,22,43,860	55,57,603
TDS Professionals - (194 J)	19,26,937	67,90,212	81,18,599	5,98,550
TDS Non-Residents Sec 195	10,93,020	1,79,668	7,94,471	4,78,217
TDS on Products - (194 Q)	59,061	3,56,158	1,91,483	2,23,736
Interest on unspent Grant due to MoE	0			0
Library deposit/Caustion deposit students	1,56,95,805	55,38,000	48,10,000	1,64,23,805
Publication fee (NS)	6,71,500	6,85,750	13,57,250	0
MBA Infra & Placement Fee (NS)	8,70,000	9,30,000		18,00,000
Alumni Life membership fee (NS)	77,97,000	79,50,000	91,89,000	65,58,000
<b>Total</b>	<b>51,04,85,802</b>	<b>35,87,13,471</b>	<b>27,54,30,864</b>	<b>59,37,68,409</b>

  
Dy. Registrar(F&A)

**INDIAN INSTITUTE OF TECHNOLOGY MADRAS**

**Statement 3**

Transactions pertaining to Deposits A/c for the year 2023-24

Amount in Rs.

Head of A/c	Opening Balance	Receipts	Payments	Closing Balance
Vehicles/PC /HBA/Conveyance Advances	16,354	12,762	0	3,592
Advance Payment to Suppliers	2,14,53,265	3,52,43,462	88,99,31,869	87,61,41,672
Advance paid to IC&SR (IoE)	0		8,54,64,899	8,54,64,899
Travel Advance - Students	3,17,00,850	6,47,58,660	5,74,82,539	2,44,24,729
PDF Contingency - Advance	50,000	50,000	2,12,000	2,12,000
CPDA Advance	3,50,000	2,00,000		1,50,000
Travel Advance A/c - Faculty	50,75,659	2,47,10,057	2,52,95,802	56,61,404
IITM Distress Fund	1,25,000			1,25,000
LTC Advance A/c	27,90,528	83,63,248	95,27,320	39,54,600
Loan to IC & SR	23,18,775			23,18,775
GTIS	2,43,08,479	2,48,62,567	1,42,92,496	1,37,38,408
Security Deposit CMDA	7,77,60,000			7,77,60,000
Airport Authority of India (Customs Duty)	3,29,683	5,43,786	5,00,000	2,85,897
Deposit to Balmer Lawrie Institute A/c	15,00,000			15,00,000
TNEB Deposit	4,32,06,381	1,17,780	2,64,44,431	6,95,33,032
TNEB Deposit - Thaiyur	18,14,292			18,14,292
Security deposit with DoT/BSNL	28,151	17,651		10,500
<b>Total</b>	<b>21,28,27,417</b>	<b>15,88,79,973</b>	<b>110,91,51,356</b>	<b>116,30,98,800</b>

**Statement 4**

Amount in Rs.

Details	Amount
Pay & Allowances	301,50,62,808
Retirement benefits	150,12,45,623
Central Library - Maintenance	19,76,942
Health facilities	45,61,366
Student Scholarship	82,96,75,896
Prior Period Expenditure Scholarship (HTRA,HTTA,PDEF and MCM)	6,20,39,201
Administrative expenses	30,15,58,662
Department/Laboratory/Workshop	26,57,31,284
Travel Expenditure	1,51,02,843
Advertisement expenses- Academic	2,75,316
Student Support Activities	11,03,97,212
House keeping & Estate Maintenance	62,64,80,683
House keeping & Estate Maintenance (Prior Period)	1,36,80,750
HEFA Interest paid - Revenue	10,30,35,745
Water/Electricity charges	50,55,47,132
Entrance Examination expenses	8,60,88,177
CPDA expenses	5,39,26,265
TA/DA expenses	41,74,154
<b>Total</b>	<b>750,05,60,059</b>

*N. M. M.*

Dy. Registrar(F&A)

INDIAN INSTITUTE OF TECHNOLOGY - MADRAS		
Receipts & Payments for the year ending 31-03-2024		
Centre for Continuing Education		Amount in Rs.
2022-23	Particulars	2023-24
	<b>Opening Balance</b>	
98,99,976	SBI Bank including sweep	99,30,388
9,16,84,667	SBI Bank - CCE Holding	1,00,000
73,93,794	HDFC Bank	2,34,41,028
36,48,14,648	Investments/Shortterm Deposits	39,37,89,540
<b>47,37,93,085</b>	<b>Total</b>	<b>42,72,60,956</b>
	<b>Receipts</b>	
11,32,48,536	Received from Sponsors (through A A/c)	3,71,05,668
4,33,28,386	Income from investment	2,20,00,099
0	Interest received	22,77,384
19,58,636	HDFC Interest due to IC&SR	21,58,269
76,50,469	Miscellaneous Deposits	0
0	Amt due to Institute A/c	1,07,10,684
1,37,60,661	GST received	6,36,639
<b>17,99,46,688</b>	<b>Total Receipts</b>	<b>7,48,88,743</b>
<b>65,37,39,773</b>	<b>Grand Total</b>	<b>50,21,49,699</b>
	<b>Payments</b>	
1,97,79,941	Salary/Stipend	20,22,625
10,50,90,796	Course Material,Programme Admn.etc.	4,14,51,581
2,32,184	Advisory Charges / Custody Charges/ Bank charge	2,18,823
3,300	Accrued interest on purchase of investments	15,65,312
5,74,27,250	Amt due from Institute A/c	0
2,07,98,180	Transferred to IC&SR	0
80,55,066	Transferred to CODE A/c	50,00,000
0	Miscellaneous Deposits paid	40,90,426
1,50,92,100	GST paid	8,88,359
<b>22,64,78,817</b>	<b>Total Payments</b>	<b>5,52,37,126</b>
	<b>Closing Balance</b>	
99,30,388	SBI Bank - CCE (including sweep)	53,34,460
1,00,000	SBI Bank - CCE Holding	1,00,000
2,34,41,028	HDFC Bank	6,68,48,823
39,37,89,540	Investments	37,46,29,290
<b>42,72,60,956</b>	<b>Total</b>	<b>44,69,12,573</b>
<b>65,37,39,773</b>	<b>Grand Total</b>	<b>50,21,49,699</b>

  
Dy. Registrar(F&A)

INDIAN INSTITUTE OF TECHNOLOGY - MADRAS		
Receipts & Payments for the year ending 31-03-2024		
External Scholars Grant (D A/c)		Account in Rs.
2022-23	Particulars	2023-24
	<b>Opening Balance</b>	
2,01,88,016	Bank Balance (Including Sweep)	2,11,90,077
0	SBI PFMS A/c_37817807162	15,06,823
<b>2,01,88,016</b>	<b>Total</b>	<b>2,26,96,900</b>
	<b>Receipts</b>	
3,41,72,869	Scholarship received	2,89,62,576
10,02,061	Income from investments	13,78,145
<b>3,51,74,930</b>	<b>Total Receipts</b>	<b>3,03,40,721</b>
<b>5,53,62,946</b>	<b>Grand Total</b>	<b>5,30,37,621</b>
	<b>Payments</b>	
	<b>(All Payments routed through Main A/c only)</b>	
1,29,72,407	Other External Scholarship/Contingency	1,51,11,024
1,90,000	Alation Fellowship	0
12,20,000	Ansys Fellowship	13,62,903
12,70,990	DBT-JRF Fellowship	21,62,646
66,000	ICMR Fellowship	0
81,06,578	INSPIRE Fellowship	27,80,958
9,44,000	NBHM Fellowship	8,17,000
11,40,000	QUALCOMM Fellowship	8,82,580
1,74,031	FREE SHIP	1,79,454
4,34,000	TCS	5,20,000
4,44,871	Asean Fellowship	3,66,000
2,72,820	CSIR - Scholarship	78,301
2,419	Bank Charges	1,298
54,27,930	Transfer (Receipts in) "A" Account	47,01,710
<b>3,26,66,046</b>	<b>Total Payments</b>	<b>2,89,63,874</b>
	<b>Closing Balance</b>	
2,11,90,077	Bank Balance (Including Sweep)	2,25,67,573
15,06,823	SBI PFMS A/c_37817807162	15,06,174
<b>2,26,96,900</b>	<b>Total</b>	<b>2,40,73,747</b>
<b>5,53,62,946</b>	<b>Grand Total</b>	<b>5,30,37,621</b>



Dy.Registrar(F&A)



INDIAN INSTITUTE OF TECHNOLOGY - MADRAS		
Receipts & Payments for the year ending 31-03-2024		
Project Accounts		Amount in Rs
2022-23		2023-24
	<b>Opening Balance</b>	
-38,36,82,700	Canara Bank Non-PFMS (2722101001741)	7,67,34,651
1,51,41,280	Canara Bank - ICSROH (2722101003872)	1,25,32,952
33,911	Canara Bank Research Fund- (2722101002117)	5,61,571
-3,96,24,938	Canara Bank SB A/c PFMS- 2722101016150)	-1,02,58,356
17,06,108	HDFC Bank (50100240603650)	9,50,565
1,78,57,649	Canara Bank - Consultancy (2722101016162)	-63,80,338
92,80,402	Canara Bank-01742-PCF	50,59,360
1,11,84,827	Canara Bank-08484-RMF	1,84,030
41,67,50,087	IIT REG Payment ACC (2722101016596)	7,68,93,155
2,72,619	Canara Bank-CSR (2722101016163)	14,01,436
9,47,554	IndusInd Bank	19,12,42,280
4,96,490	RBI - 10682901001 - PFMS	1
0	IITM - DBT (0150) - 000101237889	2,34,89,137
0	IITM - DST (1819) - 570402010010833	6,82,77,406
0	IITM - DST (3237) - 60418606512	4,21,71,969
0	IITM - MEITY (0542) - 101237887	82,61,258
0	IITM - NMEICT - 000101237888	8,51,04,861
0	IITM - PMRF (CNA) - 110046953284	10,78,94,783
0	IITM - SPARC - 41074613697 - Current A/c	80,87,879
0	IITM - STARS - 40988766405	17,366
0	IITM - STARS - 41054147297 - Current A/c	69,89,436
0	IITM -DST (1817) - 60418061361	8,67,99,062
0	ICICI Bank-000101238175	33,365
0	IITM – AYURGYAN (3987) - 41771261404	23,63,141
935,45,07,557	Fixed Deposits	807,24,78,178
167,43,38,648	Mutual Fund (A/c 6150)	156,82,87,170
3,45,75,000	Imprest A/c	4,12,75,000
<b>1111,37,84,494</b>	<b>Total</b>	<b>1047,04,51,318</b>
	<b>Receipts</b>	
993,93,35,370	Receipts	1458,25,41,624
36,85,95,728	Interest on investments	37,11,51,064
4,12,87,170	Income from MF	34,58,933
<b>1034,92,18,268</b>	<b>Total Receipts</b>	<b>1495,71,51,621</b>
<b>2146,30,02,762</b>	<b>Grand Total</b>	<b>2542,76,02,939</b>
	<b>Payments</b>	
206,61,42,690	Staff Salary	234,47,02,975
150,64,71,715	Equipments	224,43,57,347
48,92,58,368	Consumables	57,77,60,795
170,29,43,362	Contingency	236,10,45,884
17,73,39,582	Travel	24,27,12,025
7,70,46,677	Components	12,67,27,907
62,30,66,804	Other payments	131,31,20,212
30,49,93,280	Overheads	38,32,82,951
5,80,52,072	Refund of Unspent Balance	5,48,79,364



2022-23		2023-24
4,60,42,845	Interest Refund	5,67,97,685
394,11,94,049	Transfer to Other Institute	320,24,39,847
<b>1099,25,51,444</b>	<b>Total Payments</b>	<b>1290,78,26,992</b>
	<b>Closing Balance</b>	
7,67,34,651	Canara Bank Non-PFMS (2722101001741)	25,87,50,460
1,25,32,952	Canara Bank - ICSROH (2722101003872)	74,23,507
5,61,571	Canara Bank Research Fund- (2722101002117)	6,45,338
-1,02,58,356	Canara Bank SB A/c PFMS- 2722101016150)	19,96,28,553
9,50,565	HDFC Bank (50100240603650)	9,65,938
-63,80,338	Canara Bank - Consultancy (2722101016162)	15,56,07,472
50,59,360	Canara Bank-01742-PCF	94,73,023
1,84,030	Canara Bank-08484-RMF	0
7,68,93,155	IIT REG Payment ACC (2722101016596)	-18,74,74,726
14,01,436	Canara Bank-CSR (2722101016163)	21,33,909
19,12,42,280	IndusInd Bank	16,61,960
1	RBI - 10682901001 - PFMS	1
2,34,89,137	IITM - DBT (0150) - 000101237889	1,22,17,226
6,82,77,406	IITM - DST (1819) - 570402010010833	7,26,75,638
4,21,71,969	IITM - DST (3237) - 60418606512	2,74,91,035
82,61,258	IITM - MEITY (0542) - 101237887	0
8,51,04,861	IITM - NMEICT - 000101237888	3,07,41,664
10,78,94,783	IITM - PMRF (CNA) - 110046953284	2,05,23,436
80,87,879	IITM - SPARC - 41074613697 - Current A/c	1,30,16,532
17,366	IITM - STARS - 40988766405	17,840
69,89,436	IITM - STARS - 41054147297 - Current A/c	1,07,72,101
8,67,99,062	IITM - DST (1817) - 60418061361	5,97,89,206
33,365	ICICI Bank-000101238175	34,379
23,63,141	IITM - AYURGYAN (3987) - 41771261404	0
0	IITM- IKS 3921 - 000101238177	2,10,177
0	IITM MHRD 1782-110155140670	21,36,170
0	IITM- NTTM 3972 - 570402010012421	4,17,62,183
0	MAHACNA TDB PORTAL	2,37,56,732
0	IITM PMRF Holding account - 120023804286 - Canara bank	1
0	IITM- Space Science Promotion (2792) - 42499234176	34,69,689
0	Canara Bank - 110129144817 - CDOT	8,09,25,535
0	IITM-HRDS (1220)-50100668713873	10,41,500
0	IITM - MEITY (0538) - 110057342288	51,061
0	IITM - MEITY (0540) - 110105631581	1,29,83,494
0	IITM UBA 3350 - 110090404862	54,36,997
807,24,78,178	Fixed Deposits	1003,39,10,826
156,82,87,170	Mutual Fund	156,82,87,170
4,12,75,000	Imprest A/c	4,97,09,920
<b>1047,04,51,318</b>	<b>Total</b>	<b>1251,97,75,947</b>
<b>2146,30,02,762</b>	<b>Grand Total</b>	<b>2542,76,02,939</b>

  
Dy.Registrar (F&A)

INDIAN INSTITUTE OF TECHNOLOGY - MADRAS		
Receipts & Payments for the year ending 31-03-2024		
Corpus Fund A/c (Local currency)		Amount in Rs.
2022-23	Particulars	2023-24
	<b>Opening Balance</b>	
22,68,50,832	Bank Balance(SBI)	20,80,24,426
41,63,94,412	Bank Balance (UTI/AXIS Bank)	66,64,66,707
3,51,52,296	Bank Balance HDFC	33,16,48,932
23,15,850	Equity Shares	23,15,850
358,01,22,796	Investment(Long Term)	381,81,25,652
<b>426,08,36,186</b>	<b>Total</b>	<b>502,65,81,567</b>
	<b>Receipts</b>	
27,48,31,648	IC & SR Transfers	28,67,09,191
65,33,495	CCE Transfers	1,58,04,696
149,00,84,296	Donations received	192,20,08,437
10,63,483	Donations - Overhead Shares	0
2,34,10,712	Interest Received	1,84,69,421
29,55,76,796	Income from Investments	21,95,02,547
34,53,67,075	Due to Endowment account	49,31,35,536
<b>243,68,67,505</b>	<b>Total Receipts</b>	<b>295,56,29,828</b>
<b>669,77,03,691</b>	<b>Grand Total</b>	<b>798,22,11,395</b>
	<b>Payments</b>	
74,101	Revenue Expenditure	1,49,111
28,85,933	Advisory Charges/Custody Charges	23,83,337
9,58,77,184	Expenditure out of interest income	12,34,80,085
3,10,45,484	Priond period expendiutre	0
28,21,755	Accrued interest on purchase of investments	51,16,211
127,02,89,501	Specific Donations transferred to end users A/c	138,21,75,449
0	Equipment	4,68,75,000
11,81,28,166	Due from Main Account	0
0	Paid to Endowment account	34,53,67,075
15,00,00,000	Loan to Main account	52,89,55,474
<b>167,11,22,124</b>	<b>Total Payments</b>	<b>243,45,01,742</b>
	<b>Closing Balance</b>	
20,80,24,426	Bank Balance -SBI	40,20,46,524
66,64,66,707	Bank Balance - AXIS Bank	38,55,05,085
33,16,48,932	Bank Balance - HDFC	16,91,88,769
23,15,850	Equity Shares	23,15,850
381,81,25,652	Investment	458,86,53,425
<b>502,65,81,567</b>	<b>Total</b>	<b>554,77,09,653</b>
<b>669,77,03,691</b>	<b>Grand Total</b>	<b>798,22,11,395</b>

*N. M. M.*  
Dy.Registrar (F&A)

INDIAN INSTITUTE OF TECHNOLOGY - MADRAS		
Receipts & Payments for the year ending 31-03-2024		
Corpus Fund (Foreign Currency)		Amount in Rs
2022-23	Particulars	2023-24
	Opening Balance	
1,23,272	Bank	1,27,012
0	Short term Investment	0
<b>1,23,272</b>	<b>Total</b>	<b>1,27,012</b>
	Receipts	
0	Donations	0
3,740	Interest Earned	3,865
<b>3,740</b>	<b>Total Receipts</b>	<b>3,865</b>
<b>1,27,012</b>	<b>Grand Total</b>	<b>1,30,877</b>
	Payments	
0	Capital Expenditure	0
0	Revenue Expenditure	0
<b>0</b>	<b>Total Payments</b>	<b>0</b>
	Closing Balance	
1,27,012	Bank	1,30,877
0	Investment A/c with Axis Bank	0
<b>1,27,012</b>	<b>Total</b>	<b>1,30,877</b>
<b>1,27,012</b>	<b>Grand Total</b>	<b>1,30,877</b>



Dy.Registrar(F&A)

INDIAN INSTITUTE OF TECHNOLOGY - MADRAS		
Receipts & Payments for the year ending 31-03-2024		
Endowment Account		Amount in Rs
2022-23	Particulars	2023-24
	<b>Opening Balance</b>	
4,25,52,961	Bank (SBI)	1,35,37,367
6,16,74,874	Bank (HDFC)	8,95,20,738
150,25,53,496	Investments	162,38,32,863
<b>160,67,81,331</b>	<b>Opening balance total</b>	<b>172,68,90,968</b>
	<b>Receipts</b>	
34,53,67,075	Donations received	49,31,85,536
12,24,53,665	Income from Investments	8,76,82,712
0	Interest received	1,13,99,441
7,65,53,301	Loan (Expenditure incurred) from "A" Account	11,31,27,683
0	Loan received from Corpus A/c	34,53,67,075
<b>54,43,74,041</b>	<b>Total Receipts</b>	<b>105,07,62,447</b>
<b>215,11,55,372</b>	<b>Grand Total</b>	<b>277,76,53,415</b>
	<b>Payments</b>	
7,65,53,301	Revenue Expenditure	11,80,52,683
11,07,869	Advisory Charges/Custody Charges	9,06,706
12,36,159	Accrued interest on purchase of investments	6,17,586
34,53,67,075	Loan due from Corpus	49,31,35,536
<b>42,42,64,404</b>	<b>Total Payments</b>	<b>61,27,12,511</b>
	<b>Closing Balance</b>	
1,35,37,367	Bank (SBI)	35,97,65,121
8,95,20,738	Bank (HDFC)	34,19,76,420
162,38,32,863	Investments	146,31,99,363
<b>172,68,90,968</b>	<b>Total</b>	<b>216,49,40,904</b>
<b>215,11,55,372</b>	<b>Grand Total</b>	<b>277,76,53,415</b>

  
Dy.Registrar (F&A)

INDIAN INSTITUTE OF TECHNOLOGY - MADRAS		
Receipts & Payments for the year ending 31-03-2024		
Uchhatar Avishkar Yojana Scheme		Amount in Rs.
2022-23	Particulars	2023-24
	<b>Opening Balance</b>	
1,03,07,326	Bank Balance	4,55,208
<b>1,03,07,326</b>	<b>Total</b>	<b>4,55,208</b>
	<b>Receipts</b>	
3,54,646	Interest earned	70,869
12,59,21,254	IIT Kanpur - MoE fund	0
84,67,637	IIT Bombay UAY phase I	0
1,79,87,817	IIT Bombay UAY phase II	0
2,96,444	IIT Delhi UAY Phase I	79,99,744
0	IIT Delhi UAY Phase II	90,567
12,80,106	IIT Hyderabad UAY Phase I	0
9,71,233	IIT Jodhpur UAY Phase II	0
86,78,543	IIT Kharagpur UAY Phase I	0
57,05,902	IIT Kharagpur UAY Phase II	0
21,35,326	IIT Mandi UAY Phase I	0
3,40,657	IIT Roorkee UAY Phase I	0
1,29,645	IIT Ropar UAY Phase I	0
37,90,000	Ministry of Power Phase II	16,02,000
24,86,250	MoRTH UAY Phase II	0
14,71,985	Swachhta action plan (SAP)	0
<b>18,00,17,445</b>	<b>Total Receipts</b>	<b>97,63,180</b>
<b>19,03,24,771</b>	<b>Grand Total</b>	<b>1,02,18,388</b>
	<b>Payments</b>	
210	Bank charges	0
15,30,515	Department of Space UAY Phase I	0
83,14,000	IISc Bangalore UAY Phase I	0
1,67,29,937	IISc Bangalore UAY Phase II	0
2,33,10,467	IIT Bombay UAY Phase II	0
9,54,000	IIT Delhi UAY Phase I	0
2,68,000	IIT Hyderabad UAY Phase I	0
18,76,014	IIT Hyderabad UAY Phase II	0
36,99,233	IIT Jodhpur UAY Phase II	5,51,000
2,59,21,254	IIT Kanpur CNA Account	0
33,14,000	IIT Kanpur UAY Phase I	0
1,91,53,000	IIT Kanpur UAY Phase II	0
46,000	IIT Kharagpur UAY Phase I	0
20,97,621	IIT Kharagpur UAY Phase II	0
1,99,54,000	IIT Madras UAY Phase I	0
4,05,77,341	IIT Madras UAY Phase II	0
28,13,000	IIT Patna UAY Phase II	10,51,000
77,000	IIT Roorkee UAY Phase II	0
32,07,376	Interest transfer - Bharat Kosh	0
7,04,421	Salary and other expenditure	0
94,13,677	MoE UAY Phase I	0
14,88,148	MoHIPE UAY Phase I	0
44,20,349	SERB/DST UAY Phase I	0
<b>18,98,69,563</b>	<b>Total Payments</b>	<b>16,02,000</b>
	<b>Closing Balance</b>	
4,55,208	Bank Balance	86,16,388
<b>4,55,208</b>	<b>Total</b>	<b>86,16,388</b>
<b>19,03,24,771</b>	<b>Grand Total</b>	<b>1,02,18,388</b>

*Handwritten signature*

INDIAN INSTITUTE OF TECHNOLOGY - MADRAS		
Receipts & Payments for the year ending 31-03-2024		
Swachhta Action Plan		Amount in Rs.
2022-23	Particulars	2023-24
	<b>Opening Balance</b>	
10,09,806	Bank Balance	28,97,557
<b>10,09,806</b>	<b>Total</b>	<b>28,97,557</b>
	<b>Receipts</b>	
	<b>Ministry Fund:</b>	
38,947	IIT Bombay	0
28,79,629	IIT Kharagpur	0
4,34,135	IIT Calicut	0
536	IIT Roorkee	0
36,728	Interest earned	54,807
<b>33,89,975</b>	<b>Total Receipts</b>	<b>54,807</b>
<b>43,99,781</b>	<b>Grand Total</b>	<b>29,52,364</b>
	<b>Payments</b>	
0	IIT Kharagpur	72,442
0	MoE	28,07,187
14,71,985	Interest paid Bharat Kosh_UAY	0
29,889	Salary and other expenditure	0
350	Bank charges	1,208
<b>15,02,224</b>	<b>Total Payments</b>	<b>28,80,837</b>
	<b>Closing Balance</b>	
28,97,557	Bank Balance	71,527
<b>28,97,557</b>	<b>Total</b>	<b>71,527</b>
<b>43,99,781</b>	<b>Grand Total</b>	<b>29,52,364</b>

  
Dy.Registrar(F&A)



INDIAN INSTITUTE OF TECHNOLOGY - MADRAS		
Receipts & Payments for the year ending 31-03-2024		
Swimming pool Account		Amount in Rs
2022-23	Description	2023-24
	Opening Balance	
44,41,759	Bank (Current A/c)	41,110
44,01,539	Investments	72,54,541
<b>88,43,298</b>	<b>Total</b>	<b>72,95,651</b>
	<b>Receipts</b>	
4,38,570	Income from Investment	3,06,916
<b>4,38,570</b>	<b>Receipts Total</b>	<b>3,06,916</b>
<b>92,81,868</b>	<b>Grand Total</b>	<b>76,02,567</b>
	<b>Payments</b>	
649	Bank charge	649
19,85,568	Loan due from Institute main account	40,461
<b>19,86,217</b>	<b>Total Payments</b>	<b>41,110</b>
	<b>Closing Balance</b>	
41,110	Bank Balance	0
72,54,541	Investments	75,61,457
<b>72,95,651</b>	<b>Total</b>	<b>75,61,457</b>
<b>92,81,868</b>	<b>Grand Total</b>	<b>76,02,567</b>
	<b>Investments</b>	
25,25,754	SBI bank-6266	25,25,754
44,00,000	SBI bank-3891	47,06,916
3,28,787	ICICI Bank-5062	3,28,787
<b>72,54,541</b>	<b>Toal</b>	<b>75,61,457</b>

  
Dy.Registrar(F&A)



**PF AND NPS ACCOUNTS  
2023-24**



INDIAN INSTITUTE OF TECHNOLOGY MADRAS						
PROVIDENT FUND ACCOUNTS						
BALANCE SHEET AS ON 31-03-2024						
GPF/CPFG/CPF ACCOUNT						
Amount 2022-23	Liabilities	Amount 2023-24	Amount 2022-23	Assets	Amount 2023-24	
159,40,56,535	Subscribers Account balance	155,76,44,081	7,91,00,385	Interest reserve A/c OB Add: Excess Expenditure over income	7,91,00,385 12,08,052	8,03,08,437
0	Capital Fund - CPFG - Moved from CPFG A/c	25,65,11,309	3,27,08,046	Accrued Interest		3,20,99,640
0	Capital Fund - CPF - Moved from CPF A/c	52,09,067	0	TDS paid receivable from IT Department		1,40,230
			18,13,614	SBI Bank		3,64,94,055
			2,49,28,094	HDFC Bank		1,52,21,033
			145,55,06,396	Investments		138,71,53,596
			0	SBI Bank - Moved from CPFG A/c		9,69,05,160
			0	HDFC Bank - Moved from CPFG A/c		43,78,951
			0	Investments - Moved from CPFG A/c		16,11,93,228
			0	SBI Bank - Moved from CPF A/c		4,40,844
			0	Investments (SDS-SBI) - Moved from CPF A/c		50,29,283
159,40,56,535	Total Liabilities	181,93,64,457	159,40,56,535	Total Assets	181,93,64,457	

Dy. Registrar(F&A)

Amount 2022-23	Liabilities	Amount 2023-24	Amount 2022-23	Assets	Amount 2023-24
<b>CPF ACCOUNT</b>					
52,09,067	Capital Fund OB	52,09,067	50,29,283	Investments	50,29,283
	Moved to GPF A/c	-52,09,067	89,270	Accrued Interest	89,270
			74,837	Bank balance	74,837
			15,677	TDS paid receivable from IT Department	15,677
				Moved to GPF A/c	-52,09,067
<b>52,09,067</b>	<b>Total Liabilities</b>	<b>0</b>	<b>52,09,067</b>	<b>Total Assets</b>	<b>0</b>
<b>CPFG ACCOUNT</b>					
25,65,11,309	General Reserve	25,65,11,309	15,15,46,326	Investments	15,15,46,326
	Moved to GPF A/c	-25,65,11,309	9,21,47,937	SBI Bank	9,21,47,937
			1,02,52,311	HDFC Bank	1,02,52,311
			24,60,410	Accrued Interest	24,60,410
			1,04,325	TDS paid receivable from IT Department	1,04,325
				Moved to GPF A/c	-25,65,11,309
<b>25,65,11,309</b>	<b>Total Liabilities</b>	<b>0</b>	<b>25,65,11,309</b>	<b>Total Assets</b>	<b>0</b>

Dy. Registrar(F&A)

# INDIAN INSTITUTE OF TECHNOLOGY MADRAS

## NPS TIER-I ACCOUNT

### BALANCE SHEET AS AT 31-03-2024

		Amount in Rs.		
Amount 2022-23	Liabilities	Amount 2023-24	Amount 2022-23	Assets
	<u>NPS Tier-I Account</u>			<u>NPS Tier-I Account</u>
1,78,50,351	Subscribers' account Balance: OB		36,73,705	Balance at Bank
	Add: Excess Income over Expenditure	2,03,72,022	1,41,68,203	Investments
			8,443	Accrued Interest
<b>1,78,50,351</b>	<b>Total</b>	<b>2,03,72,022</b>	<b>1,78,50,351</b>	<b>Total</b>
				<b>2,03,72,022</b>




Dy. Registrar(F&A)

INDIAN INSTITUTE OF TECHNOLOGY MADRAS		
PROVIDENT FUND ACCOUNT		
INCOME AND EXPENDITURE ACCOUNT FOR THE YEAR ENDED 31-03-2024		
		Amount in Rs.
2022-23	CPF ACCOUNT	2023-24
	<b>A. INCOME</b>	
3,57,078	Interest received on Investments/SB A/c : 3,57,078 Less: Previous year Accrued interest : 89,270 Add: Current year Accrued interest : 89,270	3,57,078
2,434	Interest Earned on SB Account	8,929
	Moved to GPF A/c	-3,66,007
<b>3,59,512</b>	<b>TOTAL (A)</b>	<b>0</b>
	<b>B. EXPENDITURE</b>	
3,59,512	Excess income over expenditure	0
<b>3,59,512</b>	<b>TOTAL (B)</b>	<b>0</b>


2022-23	CPFG ACCOUNT	2023-24
	<b>A. INCOME</b>	
2,06,38,651	Interest on investment : 85,54,974 Add: Current year Accrued interest : 27,97,868 Less: Previous year Accrued interest : 24,60,410	88,92,432
8,33,731	Interest on investment	3,77,670
0	Moved to GPF A/c	-92,70,102
<b>2,14,72,382</b>	<b>TOTAL (A)</b>	<b>0</b>
	<b>B. EXPENDITURE</b>	
667	Depository Charges	0
32,511	Accrued interest on purchase of investments	3,81,651
2,14,39,204	Excess income over expenditure	0
	Moved to GPF A/c	-3,81,651
<b>2,14,72,382</b>	<b>TOTAL (B)</b>	<b>0</b>
	<b>GPF ACCOUNT</b>	
	<b>A. INCOME</b>	
11,99,85,635	Interest on Investments GPF : 10,13,17,646 Add: Current year Accrued interest : 2,92,12,502 Less: Previous year Accrued interest : 3,27,08,046	9,78,22,102
	Interest on investment - CPFG : 85,54,974 Add: Current year Accrued interest : 27,97,868 Less: Previous year Accrued interest : 24,60,410	88,92,432

	Interest on Investments - CPF : 3,57,078	
	Less: Previous year Accrued interest : 89,270	3,57,078
	Add: Current year Accrued interest : 89,270	
	Interest on investment - Moved from CPFG A/c	3,77,670
	Interest Earned on SB Account - Moved from CPF A/c	8,929
0	Excess Expenditure over income	12,08,052
<b>11,99,85,635</b>	<b>TOTAL (A)</b>	<b>10,86,66,263</b>
	<b>B. EXPENDITURE</b>	
10,97,25,267	Interest on Subsribers A/c Balances	10,74,77,735
17,34,719	Accrued interest on purchase of investments	0
	Accrued interest on purchase of investments - Moved fr CPFG	3,81,651
9,82,676	Bank Charges and Advisory Charges	8,06,877
75,42,973	Excess income over Expenditure	0
<b>11,99,85,635</b>	<b>TOTAL (B)</b>	<b>10,86,66,263</b>

NPS Tier-I Account		
2022-23	A. INCOME	2023-24
13,42,76,465	NPS - Employees contribution	15,39,04,377
18,79,86,747	NPS - Institute contribution - IIT Madras	21,54,58,279
8,92,620	NPS - Institute contribution - Other Institutions	9,52,560
6,62,790	Interest on investment re-invested	
	Less: Last year Accrued interest 8,443	10,59,061
	Add: Current year Accrued interest 10,67,504	
1,75,771	Interest on Investments	1,65,583
0	Excess expenditure over income	
<b>32,39,94,393</b>	<b>TOTAL (A)</b>	<b>37,15,39,860</b>
	<b>B. EXPENDITURE</b>	
32,35,44,677	Transfer of contribution to NSDL A/c	36,90,18,189
4,49,716	NPS Subscription reversal	0
0	Excess income over expenditure	25,21,671
<b>32,39,94,393</b>	<b>TOTAL (B)</b>	<b>37,15,39,860</b>

  
Dy. Registrar(F&A)

INDIAN INSTITUTE OF TECHNOLOGY - MADRAS		
Receipts & Payments year ending 31-03-2024		
CPF Account SBI 10620824178		Amount in Rs.
2022-23	Particulars	2023-24
	Opening Balance	
65,325	Bank	74,837
50,29,283	Investments (SDS-SBI)	50,29,283
	Moved to GPF A/c	-51,04,120
50,94,608	Total	0
	Receipts	
2,434	Interest Earned on SB Account	8,929
3,57,078	Interest on Investments	3,57,078
	Moved to GPF A/c	-3,66,007
3,59,512	Total Receipts	0
54,54,120	Grand Total	0
	Payments	
3,50,000	Due paid to CPFG A/c	0
3,50,000	Total Payments	0
51,04,120	Closing Balance	0
74,837	Bank	4,40,844
50,29,283	Investments (SDS-SBI)	50,29,283
	Moved to GPF A/c	-54,70,127
51,04,120	Total	0
54,54,120	Grand total	0

  
Dy. Registrar(F&A)

INDIAN INSTITUTE OF TECHNOLOGY - MADRAS		
Receipts & Payments year ending 31-03-2024		
CPFG Account SBI 10620824167		Amount in Rs.
2022-23	Particulars	2023-24
	<b>Opening Balance</b>	
9,25,88,834	SBI Bank	9,21,47,937
2,49,50,481	HDFC Bank	1,02,52,311
15,47,72,985	Investments	15,15,46,326
	Moved to GPF A/c	-25,39,46,574
<b>27,23,12,300</b>	<b>Total</b>	<b>0</b>
	<b>Receipts</b>	
8,33,731	Interest received on investments/SB account	3,77,670
2,03,30,356	Interest on investment	85,54,974
3,50,000	Due transferred from CPF A/c	0
1,70,862	Depository interest	0
	Moved to GPF A/c	-89,32,644
<b>2,16,84,949</b>	<b>Total Receipts</b>	<b>0</b>
<b>29,39,97,249</b>	<b>Grand Total</b>	<b>0</b>
	<b>Payments</b>	
17,497	TDS on bank deposit	20,228
4,00,00,000	Due Transferred to GPF	0
32,511	Accrued interest on purchase of investments	3,81,651
667	Depository charges	0
	Moved to GPF A/c	-4,01,879
<b>4,00,50,675</b>	<b>Total Payments</b>	<b>0</b>
	<b>Closing Balance</b>	
9,21,47,937	SBI Bank	9,69,05,160
1,02,52,311	HDFC Bank	43,78,951
15,15,46,326	Investments	16,11,93,228
	Moved to GPF A/c	-26,24,77,339
<b>25,39,46,574</b>	<b>Total</b>	<b>0</b>
<b>29,39,97,249</b>	<b>Grand Total</b>	<b>0</b>


  
Dy. Registrar(F&A)

INDIAN INSTITUTE OF TECHNOLOGY - MADRAS		
Receipts & Payments year ending 31-03-2024		
GPF Account SBI 10620824269		Amount in Rs.
2022-23	Particulars	2023-24
	<b>Opening Balance</b>	
2,84,89,211	SBI Bank - GPF	18,13,614
1,65,60,025	HDFC Bank - GPF	2,49,28,094
133,30,02,552	Investments - GPF	145,55,06,396
0	SBI Bank - CPFG	9,21,47,937
0	HDFC Bank -CPFG	1,02,52,311
0	Investments - CPFG	15,15,46,326
0	SBI Bank - CPF	74,837
0	Investments (SDS-SBI) - CPF	50,29,283
<b>137,80,51,788</b>	<b>Total</b>	<b>174,12,98,798</b>
	<b>Receipts</b>	
13,76,53,260	Subscription-GPF A/c Holders	10,34,48,125
1,81,80,771	Advance Recovery - GPF	1,85,72,735
20,74,480	Interest on Investments/SB account	8,46,678
0	Interest on Investments/SB account - CPFG	3,77,670
0	Interest on Investments/SB account - CPF	8,929
5,69,666	Interest from depository account (HDFC)	15,96,135
11,16,89,354	Interest received from investments	9,88,74,833
0	Interest received from investments - CPFG	85,54,974
0	Interest received from investments - CPF	3,57,078
4,00,00,000	Due from CPFG received	0
<b>31,01,67,531</b>	<b>Total Receipts</b>	<b>23,26,37,157</b>
<b>168,82,19,319</b>	<b>Grand Total</b>	<b>197,39,35,955</b>
	<b>Payments</b>	
1,79,12,996	Advances	2,84,43,137
7,88,20,108	Part final withdrawal	6,79,44,700
10,65,20,716	Final settlement	16,95,23,212
9,82,676	Bank Charges & Advisory Charges	8,06,877
0	TDS on bank deposit - CPFG	20,228
17,34,719	Accrued interest on purchase of investments - CPFG	3,81,651
<b>20,59,71,215</b>	<b>Total Payments</b>	<b>26,71,19,805</b>
	<b>Closing Balance</b>	
18,13,614	SBI Bank - GPF	3,64,94,055
2,49,28,094	HDFC Bank - GPF	1,52,21,033
145,55,06,396	Investments - GPF	138,71,53,596
0	SBI Bank - CPFG	9,69,05,160
0	HDFC Bank -CPFG	43,78,951
0	Investments - CPFG	16,11,93,228
0	SBI Bank - CPF	4,40,844
0	Investments (SDS-SBI) - CPF	50,29,283
<b>148,22,48,104</b>	<b>Total</b>	<b>170,68,16,150</b>
<b>168,82,19,319</b>	<b>Grand Total</b>	<b>197,39,35,955</b>

Dy. Registrar(F&A)



INDIAN INSTITUTE OF TECHNOLOGY - MADRAS		
Receipts & Payments year ending 31-03-2024		
Pension Tier 1 Account SBI 10620825615		
		Amount in Rs.
2022-23	Particulars	2023-24
	<b>Opening Balance</b>	
38,86,779	Bank Balance	36,73,705
1,34,08,936	Investments (Short Term and Long Term)	1,41,68,203
<b>1,72,95,715</b>	<b>Total</b>	<b>1,78,41,908</b>
	<b>Receipts</b>	
13,42,76,465	NPS - Employees contribution	15,39,04,377
18,79,86,747	NPS - Institute contribution - IIT Madras	21,54,58,279
8,92,620	NPS - Institute contribution - Other Institutions	9,52,560
7,59,267	Interest on investment re-invested	0
1,75,771	Interest earned	1,65,583
<b>32,40,90,870</b>	<b>Total Receipts</b>	<b>37,04,80,799</b>
<b>34,13,86,585</b>	<b>Grand Total</b>	<b>38,83,22,707</b>
	<b>Payments</b>	
32,35,44,677	Transfer of contribution to NSDL A/c	36,90,18,189
<b>32,35,44,677</b>	<b>Total Payments</b>	<b>36,90,18,189</b>
	<b>Closing Balance</b>	
36,73,705	Bank Balance	51,36,315
1,41,68,203	Investments	1,41,68,203
<b>1,78,41,908</b>	<b>Total</b>	<b>1,93,04,518</b>
<b>34,13,86,585</b>	<b>Grand Total</b>	<b>38,83,22,707</b>

  
Dy.Registrar (F&A)

FD Investment as on 31-03-2024 - CPF						
Name of the Bank	Amount	Date of Investment	Date of Maturity	Period of Investment	Rate of Interest	Maturity Value
SPECIAL DEPOSIT SCHEME SBI SDS 54	50,29,283	07-07-1981	31-12-2050		7.10%	
CPF Total	50,29,283					
						SDS 54

FD Investment as on 31-03-2024 - NPS						
Name of the Bank	Amount	Date of Investment	Date of Maturity	Period of Investment	Rate of Interest	Maturity Value
Canara Bank	1,41,68,203	29-03-2023	02-05-2024	400 Days	7.25%	1,53,29,465
NPS Total	1,41,68,203					145000190400/1

*[Handwritten Signature]*

Dy. Registrar(F&A)

CPFG - FD Investment List as on 31-03-2024							
Name of the Bank	Amount	Date of Investment	Date of Maturity	Period of Investment	Rate of Interest	Maturity Value	Deposit Account No.
SPECIAL DEPOSIT SCHEME SBI SDS 53	6,37,78,504	02-01-1998	31-12-2050		7.10%		SDS 53
Total	6,37,78,504						

#### Equity Bonds as on 31.03.2024 - CPFPG

Investment Instruments	Amount	Bond Ledger A/c / ISIN / Folio No.	Tranche
8.39% Andhra Pradesh SDL	1,41,63,500		Tranche II
7.75% BOB	2,40,00,000		Tranche II
<b>Total</b>	<b>3,81,63,500</b>		

Mutual Fund Investment as on 31.03.2024 - CPFPG - Thru SBI CAP				
Investment Company	Amount	Invest.Date	FDR / Folio No.	Batch No
HDFC Index Fund-Sensex Plan(PA) - Dir-Growth Option	53,21,589	22.02.2019	9996131/30	4th Batch
Kotak Standard Multi Cap Fund	4,00,000	02.12.2019		Tranche II
UTI-Nifty Index Fund - Direct Plan - Growth	1,19,99,400			
UTI-Nifty Index Fund - Direct Plan - Growth	30,00,000			
Kotak Flexi Cap Fund - Direct Plan - Growth	25,00,000			
Kotak Flexi Cap Fund - Direct Plan - Growth	59,99,700			
UTI-Nifty Index Fund - Direct Plan - Growth	79,99,600	11-08-2022	517288159553	Tanche I
UTI-Nifty Index Fund - Direct Plan - Growth	39,99,800	20-09-2022	517288159553	Tranche II
UTI-Nifty Index Fund - Direct Plan - Growth	13,49,933	19-01-2023	517288159553	Tranche I
Karnataka SDL - 7.60%	70,34,300	20-01-2023	IN1920220135	Tranche I
SBI LTd Bond - 6.80%	76,87,000	04-05-2023	INE062A08231	Tranche I
HDFC Index Fund-Nifty 50 Plan - Dir-Growth Option	19,59,902	04-05-2023	9996131/30	Tranche I
Total	5,92,51,224			
Grand Total	16,11,93,228			

  
Dy. Registrar(F&A)

GPF - FD Investment List as on 31-03-2024				
Name of the Bank	Amount	Date of Investment	Rate of Interest	Deposit Account No.
SPECIAL DEPOSIT SCHEME SBI SDS 61	5,94,92,287	02-01-1998	7.10%	SDS 61
<b>Total</b>	<b>5,94,92,287</b>			

GPF - Mutual Fund Investment as on 31.03.2024				
Investment Company	Amount	Invest. Date	FDR / Folio No.	Batch No
UTI-Nifty Index Fund - Direct Plan - Dividend	90,00,000	08-04-2019		
SBI Blue Chip Fund-Direct Plan - Growth Option	40,00,000		14145140	I-July-2018
UTI Nifty Index Fund-Direct Growth	30,00,000		517288159553	I-July-2018
UTI Nifty Index Fund - Direct Growth	75,00,000		517288159553	I-Nov-2018
UTI-Nifty Index Fund - Direct Plan - Growth	65,99,670	14-07-2021		
<b>Total</b>	<b>3,00,99,670</b>			

**GPF - Equity Bonds, MFs Investment as on 31.03.2024**

Investment Instruments	Amount	Bond Ledger A/c / ISIN / Folio No.	Tranche
8.20% Power Finance Corporation Ltd. 2025-10.03.2025 Interest - 10th March	4,38,85,800	INE134E08GV3	I-July-2017
8.11% Rural Electrification Corporation Limited (REC Ltd.) 2025 - 07.10.2025, Interest-31st October	4,72,14,000	INE020B08963	I-July-2017
7.74% TN Uday - SDL 2026 - 22.02.2026, Interest-22nd Aug & 22nd Feb - Half yearly	7,50,87,800	IN3120161093	I-August-2017-1
8.15% Bajaj Finance Ltd 2027-22.06.2027, Interest-22nd June	4,00,72,000	INE296A08847	I-August-2017-2
8.15% Bajaj Finance Ltd 2027 22.06.2027, Interest-22nd June	6,00,00,000	INE296A08847	I-August-2017-3

8.21% Rajasthan SDL Special-SLR - 31.03.2026, Interest-30th Sep & 30th March Half yearly	15,58,95,000	IN2920150454	I-August-2017-3
8.45% Bajaj Finance Ltd - 29 Sep 2026 - Interest - 29th Sep	1,50,97,680	INE29A08805	I-January-2018
8.21% Haryana SDL Special-SLR - 31 Mar 2025 - Interest 30-Sep / 31-Mar	1,83,97,800	IN1620150178	I-January-2018
8.15% Tamil Nadu SDL - 09 May 2028 - IN3120180036 - 09-Nov / 09-May, Half yearly	8,64,33,600	IN3120180036	I-July-2018
8.20% Power Finance Corporation Ltd. - 03-Apr-2028 - INE134E08JP5 - 03-Oct/03-Apr Half yearly	3,94,25,600	INE134E08JP5	I-July-2018
8.05% Tamil Nadu State Development Loan SDL- 18-Apr-2028, Int. 18-Oct / 18-Apr Half yearly	3,30,34,400	IN3120180010	I-Nov-2018
8.68 % Tamil Nadu SDL 2028	6,06,68,000		April 2019 batch
8.62 % NABARD 2034	4,23,03,800		April 2019 batch
Jharkhand SDL	2,79,50,000	IN3720190062	
Karnataka SDL	5,23,17,200	IN1920200228	
Karnataka SDL	6,15,18,500	IN1920200384	
Madhya Pradesh SDL-SLR	4,76,25,000	IN2120200232	
BOB-Perpetual	2,52,87,500	INE028A08182	
NABARD	4,66,64,000	INE261F08BE4	
NABARD	5,26,45,500	INE261F08BE4	
PFC	4,75,77,600	INE134E07AN1	
7.15 % PFC 2036	3,37,10,259		
6.87 % Maharashtra SDL-SLR 2033	3,80,53,200		
Telangana SDL - 7.93%	2,91,91,400	IN4520220034	11-Aug-2022
HDFC LTD Bond - 8.00%	7,09,31,000	INE001A07To8	20-Sep-2022
Telangana SDL - 7.95%	4,65,75,000	IN4520220091	22-Sep-2022
<b>Total</b>	<b>129,75,61,639</b>		

<b>Grand Total</b>	<b>138,71,53,596</b>
--------------------	----------------------

  
By. Registrar(F&A)